



**B.V.V.Sangha's
Basaveshwar Commerce College, Bagalkot.**



**CRITERIA II
TEACHING LEARNING AND EVALUATION PROFILE**

2.7 Students Satisfaction Survey



2.7.1 Online student satisfaction survey regarding to teaching learning process

2017-2022

**B.V.V.Sangha's
Basaveshwar Commerce College, Bagalkot
Students Satisfaction Survey 2017-18
Evaluation report**

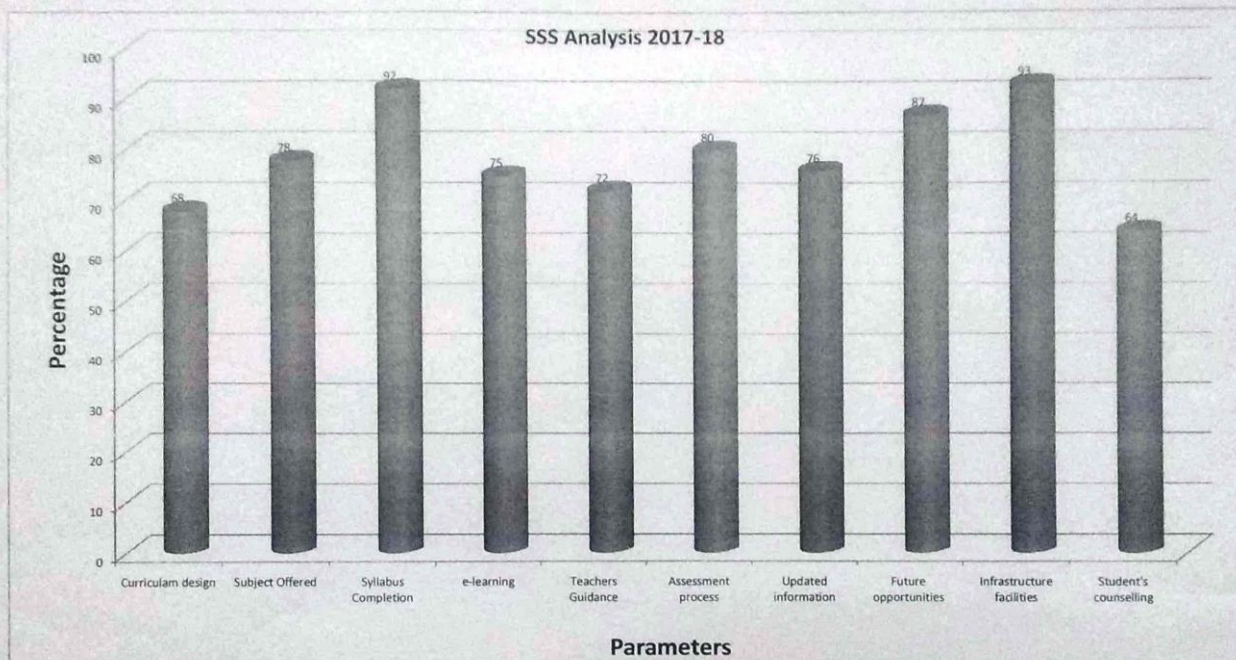
Sl.No.	Parameters	%
1	Curriculum is so designed, to enhance employability	68%
2	Subjects offered enhances the knowledge as well as skills and capabilities	78%
3	Syllabus is completed in time	92%
4	e-learning by use of modern teaching aids, power point presentations, e-content etc. is adopted while teaching.	75%
5	Teachers guide for overall personality development of the students.	72%
6	Assessment and evaluation process is fair and unbiased.	80%
7	Updated information about the latest developments in the subject/area of knowledge is provided	76%
8	Students have opportunities to learn & grow	87%
9	Infrastructure, Library and Computer Laboratory facility	93%
10	Student's counseling activities	64%

Overall student satisfaction survey for the year 2017-18 shows 78.5% satisfaction.




Principal
 Basaveshwar Commerce College
 BAGALKOT

27




Principal
 Basaveshwar Commerce College
 BAGALKOT

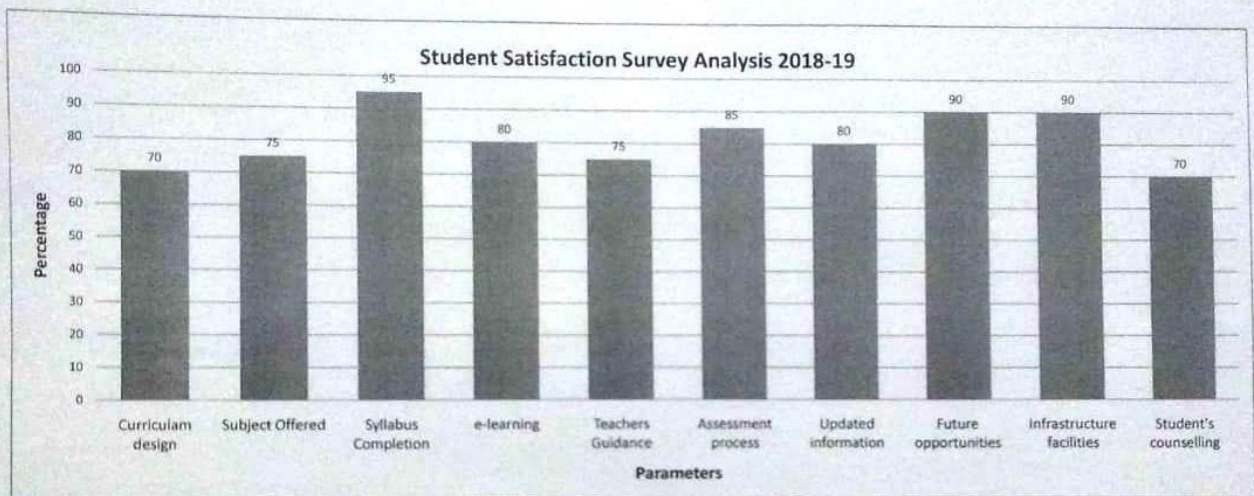
**B.V.V.Sangha's
Basaveshwar Commerce College, Bagalkot
Students Satisfaction Survey 2018-19
Evaluation report**

Sl.No.	Parameters	%
1	Curriculum is so designed, to enhance employability	70%
2	Subjects offered enhances the knowledge as well as skills and capabilities	75%
3	Syllabus is completed in time	95%
4	e-learning by use of modern teaching aids, power point presentations, e-content etc. is adopted while teaching.	80%
5	Teachers guide for overall personality development of the students.	75%
6	Assessment and evaluation process is fair and unbiased.	85%
7	Updated information about the latest developments in the subject/area of knowledge is provided	80%
8	Students have opportunities to learn & grow	90%
9	Infrastructure, Library and Computer Laboratory facility	90%
10	Student's counseling activities	70%

Overall student satisfaction survey for the year 2018-19 shows 81% satisfaction.



2-1



**B.V.V. Sangha's
Basaveshwar Commerce College, Bagalkot**

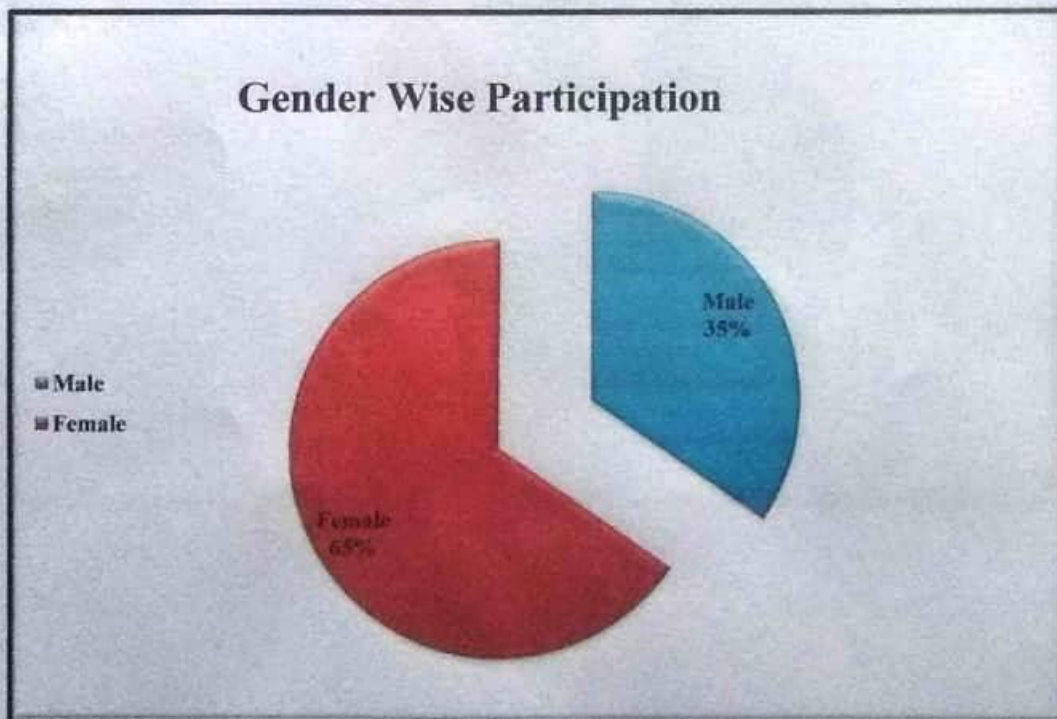


Students Satisfaction Survey Report 2019-20

During the academic year 2019-20 total we have conducted online Student Satisfaction Survey. 324 students participated had participated in this survey and given their responses on their overall experience in the college. Students responded 0 to 4 rating scale and the analysis is presented as below:

Gender wise participation of the students in the survey:

Gender	No. of students
Male	112
Female	212
Total	324



Among 324 participants 112 students were male whereas 212 students were female students.

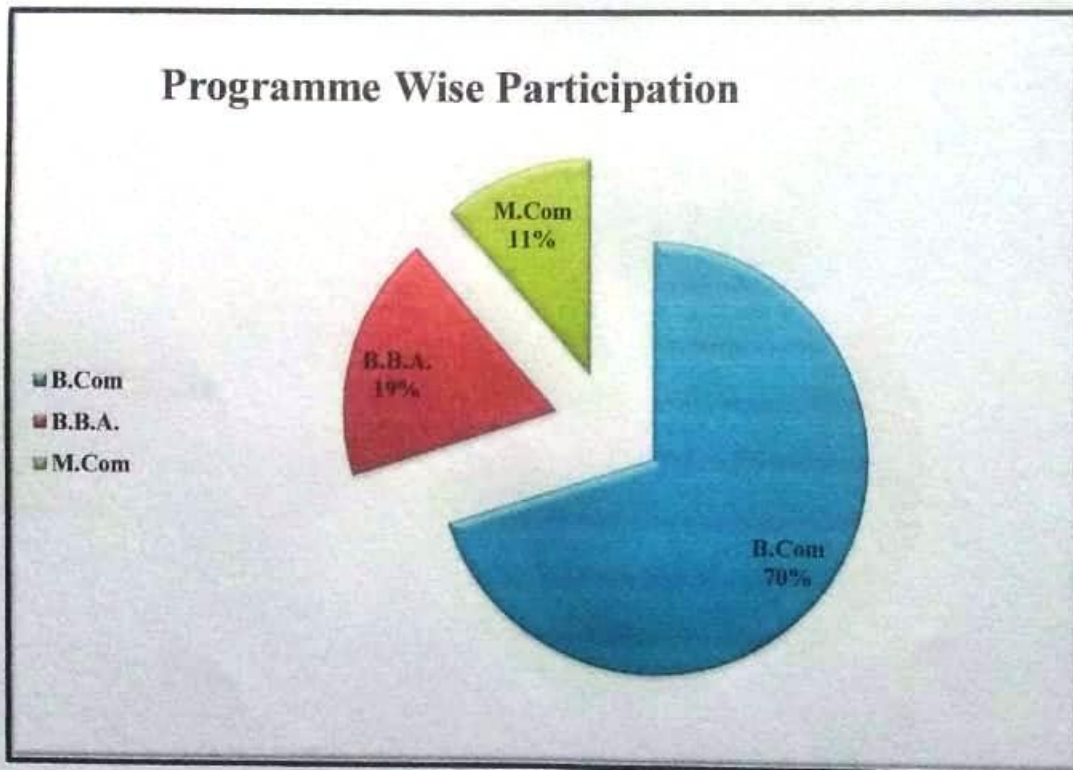


Degree programme of the respondent

Degree	No. of students
B.Com	227
B.B.A.	60
M.Com	37
Total	324

Among 324 participants 227 students were from B.Com, 60 students were from B.B.A and 37 students were from M.Com.

Programme Wise Participation

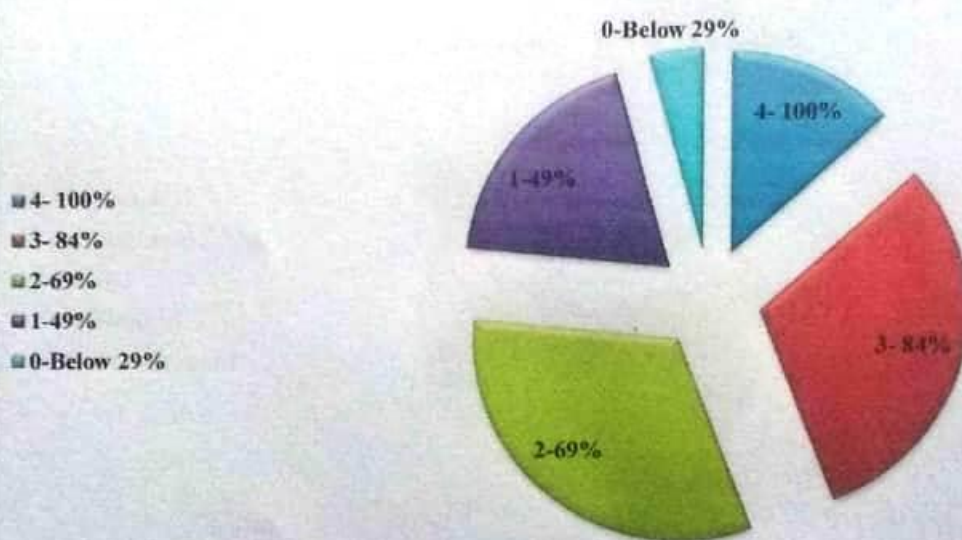




Q.No.1 How much of the syllabus was covered in the class?

Remarks Given	No. of students
4- 100%	43
3- 84%	100
2-69%	105
1-49%	62
0-Below 29%	14
Total	324

Percentage of Syllabus Covered



Among 324 respondents 43 of the respondents replied that 100% of the syllabus was covered where as 100 respondents said 84% of the syllabus was covered. Only 14 respondents were replied that below 29% of the syllabus was covered.

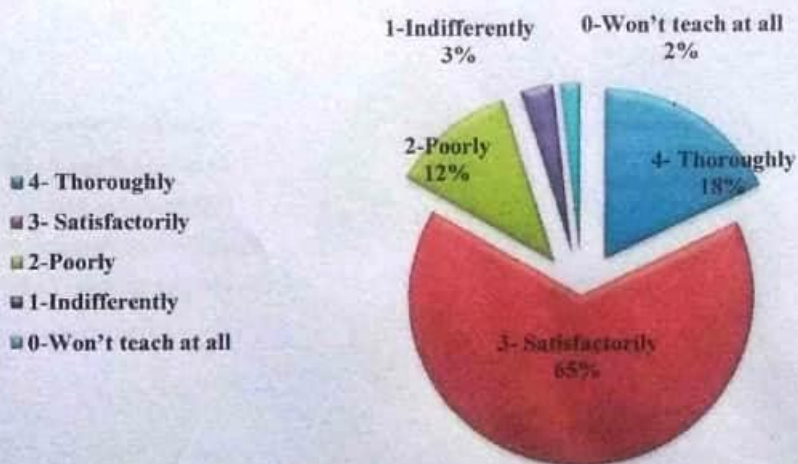
Teachers of our institution conduct the regular classed as per the time table prepared at the beginning of the academic year. During the year 2019-20 certain variations in syllabus completion had been occurred because of sudden lockdown took place due to pandemic COVID-19 issue. Even though teachers had conducted online classes and completed the syllabus. But the students who are without the required ICT tools have unable to attend the classes.



Q.2 How well did the teachers prepare for the classes?

Remarks Given	No. of students
4- Thoroughly	58
3- Satisfactorily	212
2-Poorly	40
1-Indifferently	10
0-Won't teach at all	4
Total	324

Teachers Preparation for the class



Among 324 respondents 58 students had replied that teachers do thorough preparation for the class, where as 212 students replied satisfactory preparations of the teachers to the class. Whereas only 4 students had replied for 0 rated scale.

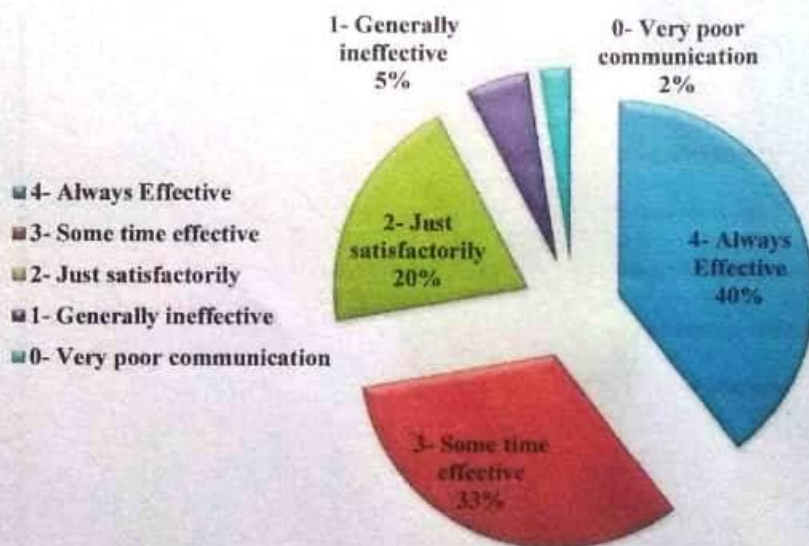
The teachers of our institution always prepare well for the class. Before going to the class teachers make the preparations properly and always select the illustrations and examples which are to be explained. Only few number i.e. 4 students had replied to 0 point, this may be due to the students who are coming from rural areas and may be facing the language difficulty. Therefore in the beginning of first semester of B.Com students are provided Basic English course to make them familiar with English.



Q.3 How well were the teachers able to communicate?

Remarks Given	No. of students
4- Always Effective	128
3- Some time effective	106
2- Just satisfactorily	65
1- Generally ineffective	20
0- Very poor communication	05
Total	324

Communication Skills



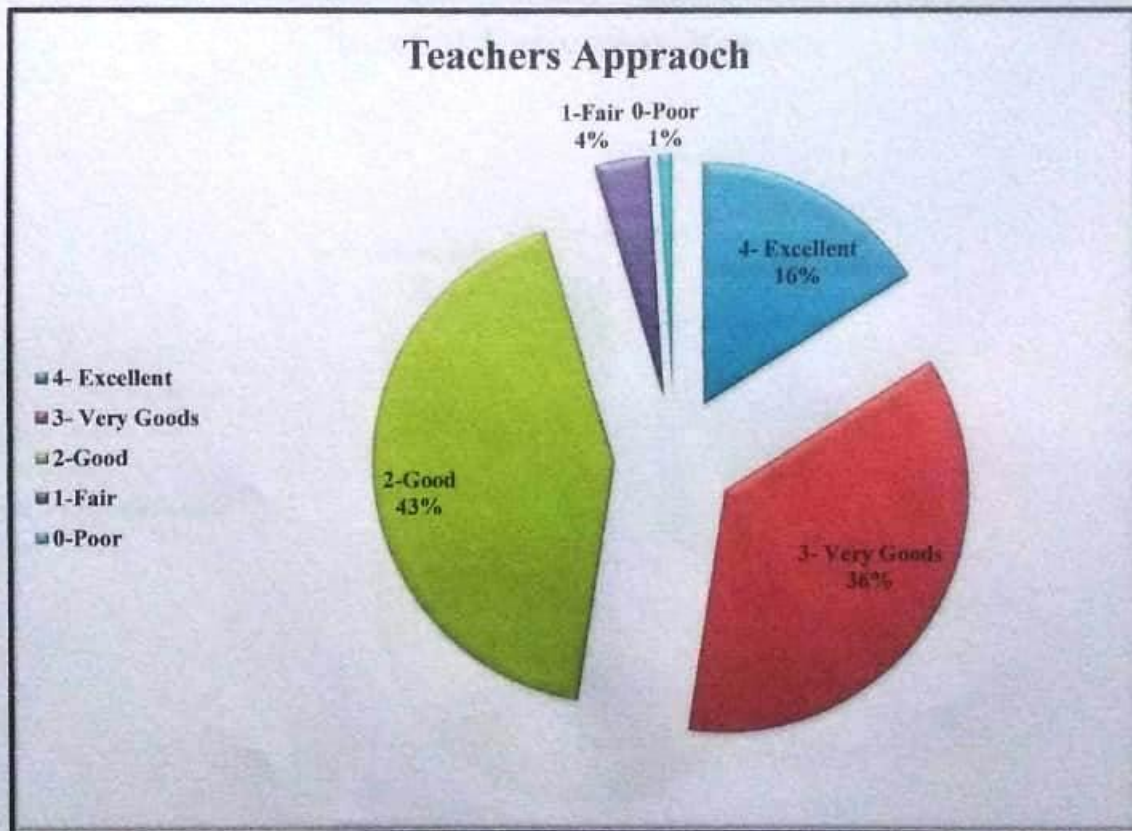
Among 324 respondents 128 students had replied that teachers were able to effectively communicate always, whereas 106 students replied some time the communication was effective. Only 5 students replied with 0 point scale.

All the faculty members of our institution are well qualified and experienced and having better communication skills. Only 5 students had replied to 0 point, this may be due to the students who are coming from rural areas and kannada medium students. Such students face the language difficulty. Therefore in the beginning of first semester of B.Com students are provided Basic English course to make them familiar with English.



Q.4 The teacher's approach to teaching can best be described as

Remarks Given	No. of students
4- Excellent	52
3- Very Goods	118
2-Good	139
1-Fair	12
0-Poor	03
Total	324



Among 324 respondents 52 students had replied that teachers approach towards teaching was excellent, whereas 118 students replied very good approach of teachers towards teaching. Only 3 students replied with 0 point scale.

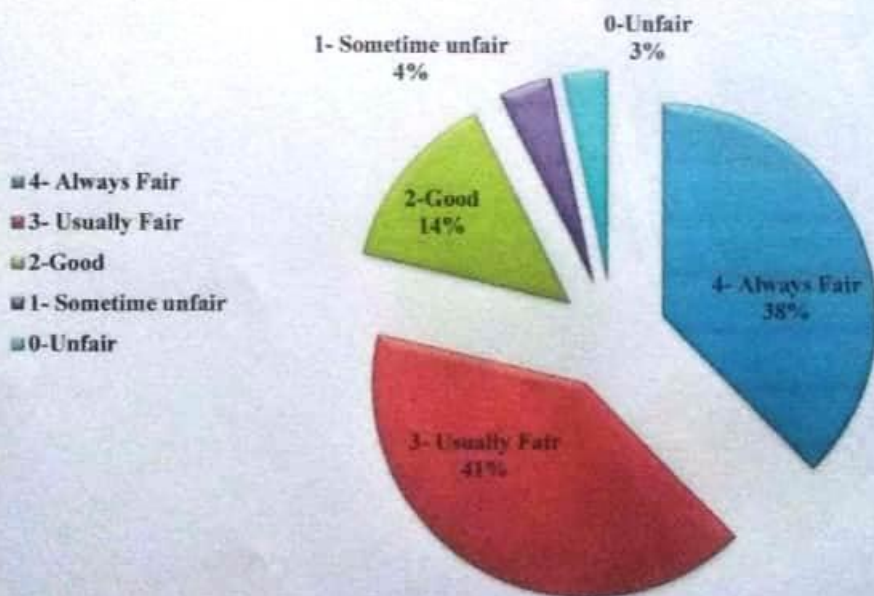
As the faculty members are well experienced their approach towards teaching was very much effective but 3 students replied the poor approach which may be because of the interested area of study. The students from non-commerce base may not like the approach of commerce teaching, therefore such students are recognized in the first semester and special classes for such students were conducted.

Q.5 Fairness of the internal evaluation process by the teachers



Remarks Given	No. of students
4- Always Fair	122
3- Usually Fair	133
2-Good	45
1- Sometime unfair	13
0-Unfair	11
Total	324

Internal Evaluation Process



Among 324 respondents 122 students had replied that internal evaluation system was always fair and 133 students replied usually fair internal evaluation is done in the institution. 11 students have replied that unfair internal evaluation.

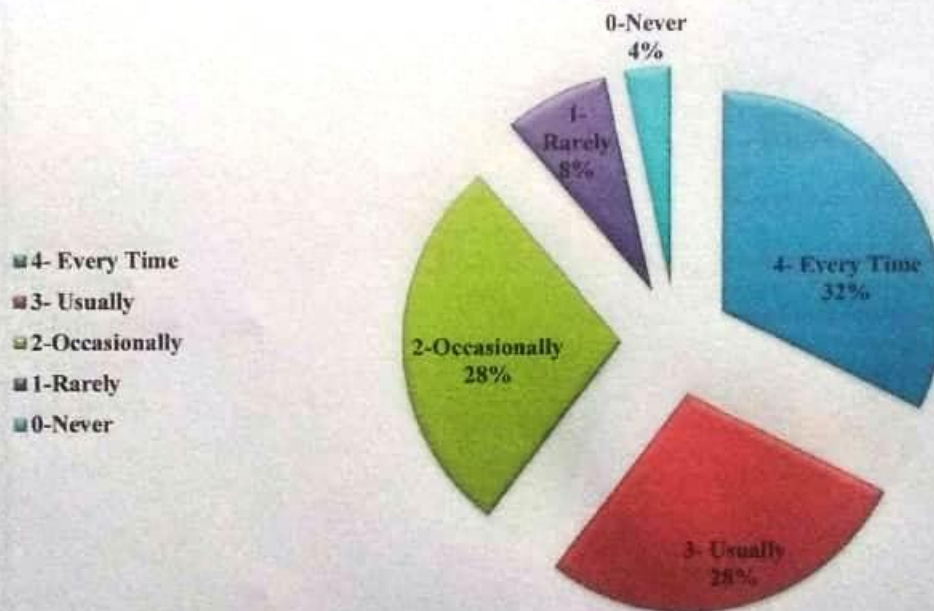
The students who were irregular to the classes may not be aware of the internal evaluation process. Such students may not been submitted the assignments in time, therefore there response was at 0 rating. Our institution always maintains fair and transparent internal evaluation of the students.

Q.6. Was your performance in assignments discussed with you?



Remarks Given	No. of students
4- Every Time	121
3- Usually	105
2-Occasionally	106
1-Rarely	29
0-Never	13
Total	324

Discussion of performance



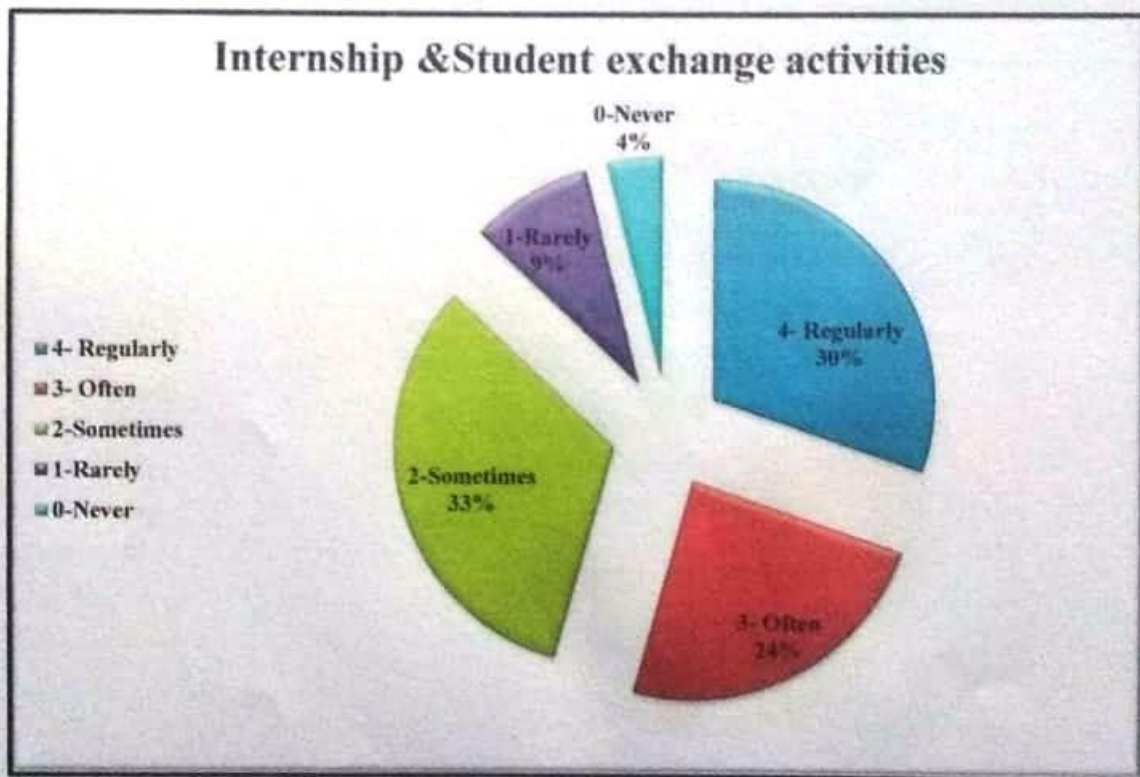
Among 324 respondents 121 Students have replied that the performance of the students in assignments have been discussed with the students. 105 students have replied that usually the performance of the students is discussed. 13 students replied at 0 point scale.

Assignments were allotted to every students in the regular classes itself and they were given the last date for submission of assignments. After collecting the assignments, they are evaluated and discussed with every student in the class.

Q.7 The institute takes active interest in promoting internship, student exchange and field visit opportunities for students.



Remarks Given	No. of students
4- Regularly	98
3- Often	78
2-Sometimes	106
1-Rarely	29
0-Never	13
Total	324



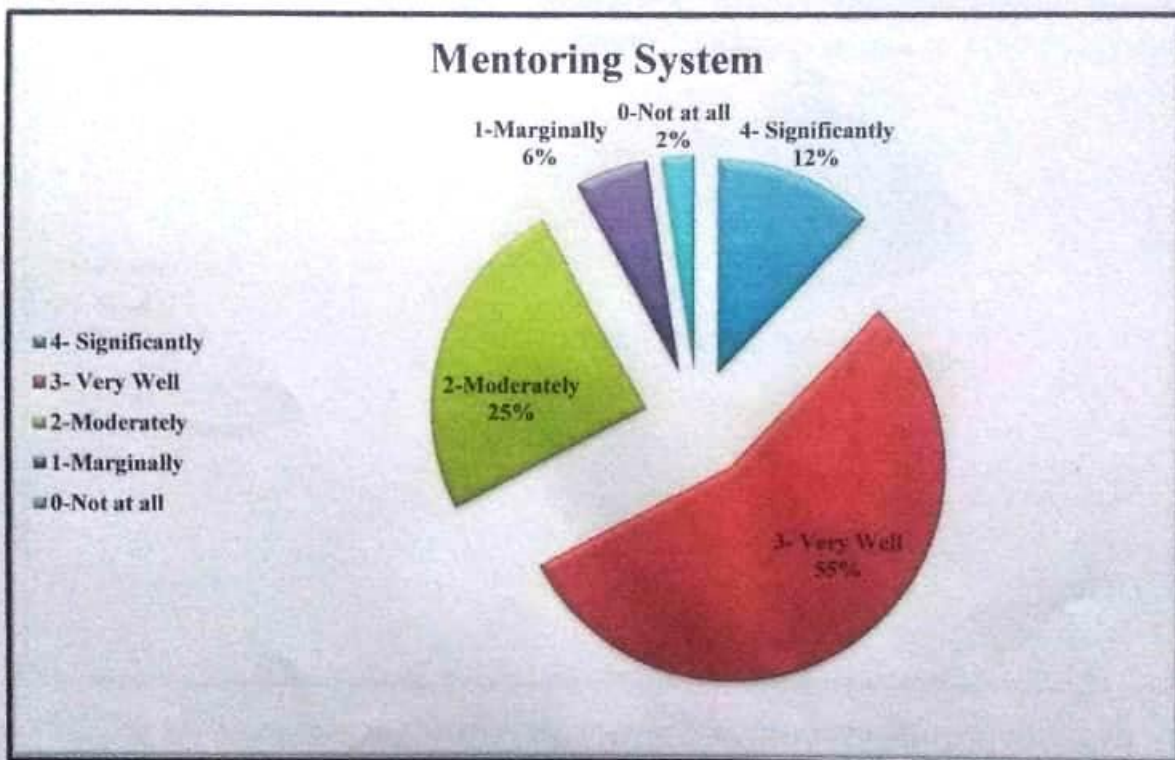
Among the 324 respondents 98 students have replied that the institute takes active interest in promoting internship and field visit opportunities for students, whereas 78 students replied often and 13 students replied at 0 point of the scale.

Institution organizes Industrial tour every year for the students. Such industrial tour facilitates practical knowledge base of the students. Personality development classes are also organized for the overall development of the students.

Q.8 The teaching and mentoring process in your institution facilitates you in cognitive, social and emotional growth.



Remarks Given	No. of students
4- Significantly	39
3- Very Well	179
2-Moderately	80
1-Marginally	18
0-Not at all	08
Total	324



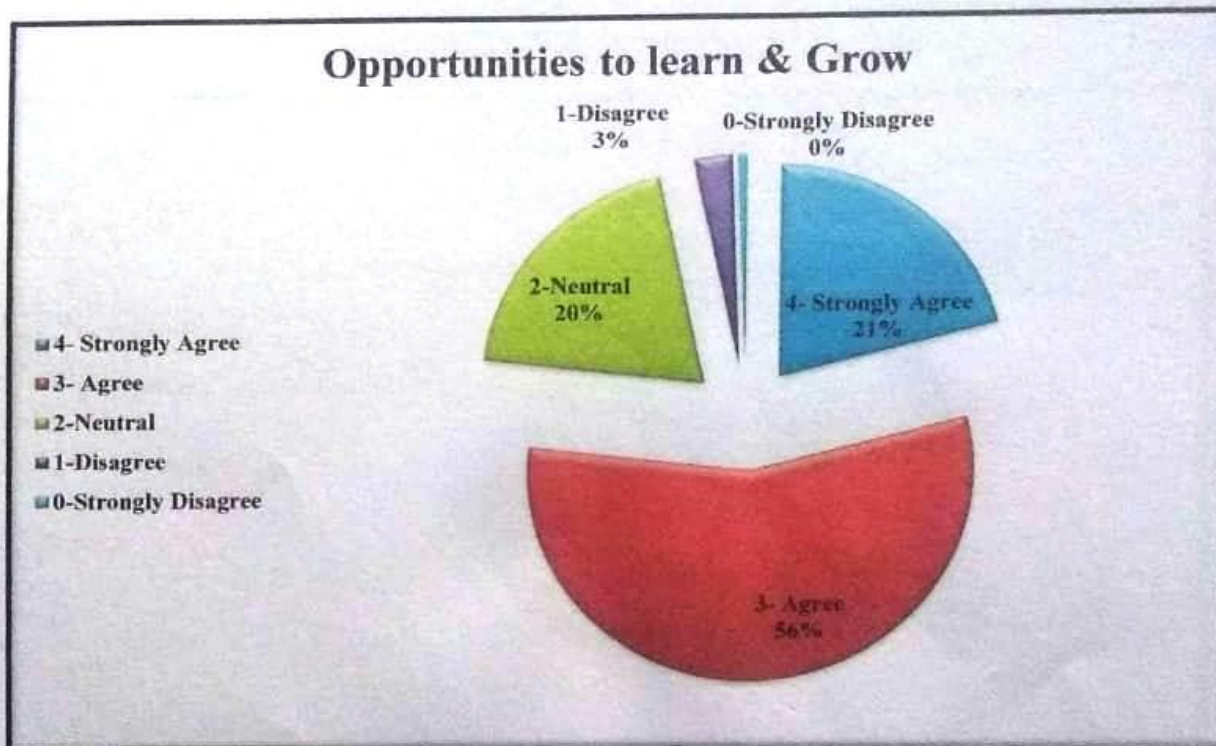
Among 324 students 39 students replied that the mentorship process is significant, 179 respondents were replied that the mentorship process was very well. Where as 8 students replied at 0 point rating scale.

In the beginning of the academic year mentorship wards are assigned and the mentor teachers conduct regular meetings with their mentees which facilitates the students in their cognitive, social and emotional growth. In the year 2018-19 during the lock down period of COVID-19 pandemic online mentorship was done by creating the whatsapp groups of mentor and mentee.

Q.9 The institution provides multiple opportunities to learn and grow.



Remarks Given	No. of students
4- Strongly Agree	68
3- Agree	181
2-Neutral	64
1-Disagree	09
0-Strongly Disagree	02
Total	324



Among 324 respondents 68 students strongly agreed with the opportunities provided by the institution and 181 students agreed that multiple opportunities were provided in the institution to learn and grow. Whereas 2 students disagreed with the opportunities provided in the institution.

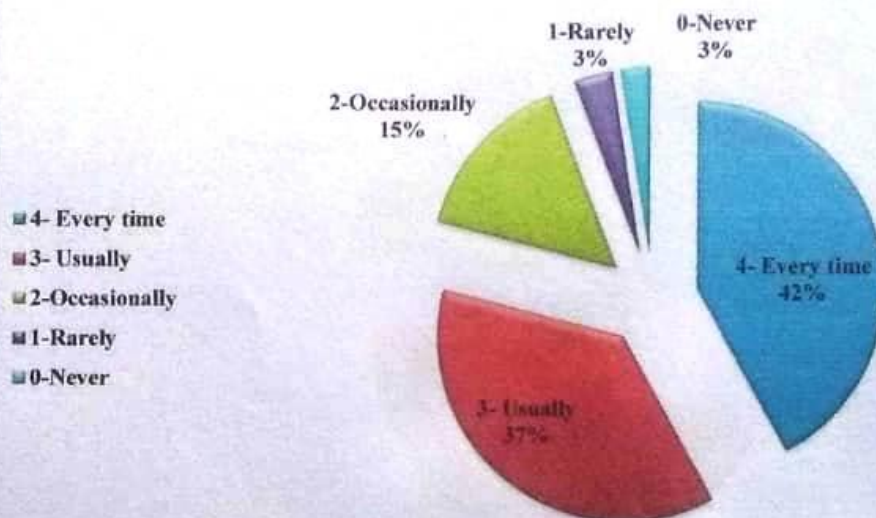
Various cultural and sports events are conducted regularly in the institution as per the academic calendar of events prepared. Students were also motivated to attend state level, national level as well as international level competitions and enhance their skills and abilities. Every year students go for the youth festival and won various prizes. Other than youth festival students also attended various competitions and grabbed the prizes. Financial support as well as special training is also provided for such students to attend such activities.

Q.10 Teachers inform you about your expected competencies, course outcomes and programme outcomes.

Remarks Given	No. of students
4- Every time	136
3- Usually	120
2-Occasionally	49
1-Rarely	11
0-Never	08
Total	324



Information of CO & PO



Among 324 students 136 students replied that very time the teachers inform about the expected competencies, course outcomes and programme outcomes. Whereas 120 students replied usually the information s provided. 08 students responded that never the information was provided.

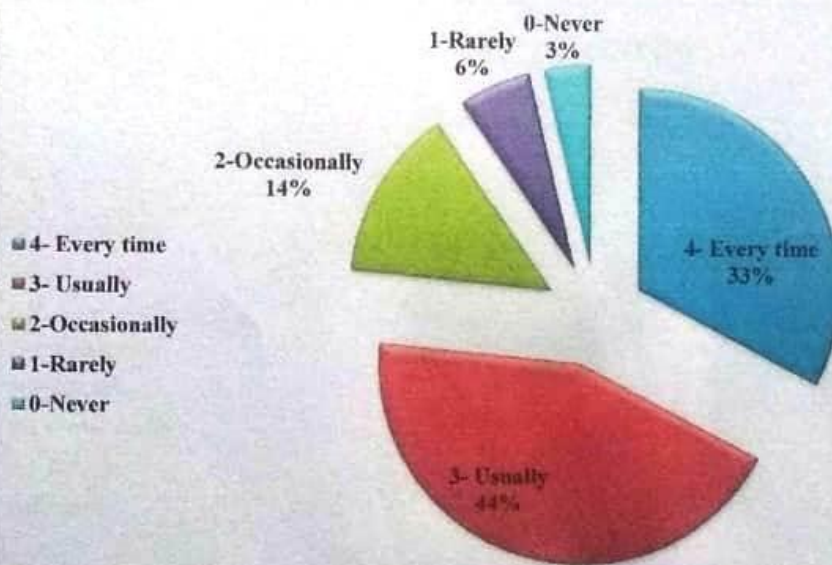
Course outcomes and programme outcomes are put in the website as well as in the prospectus of the institution. Students were informed about the expected competencies as well as course outcomes and programme outcomes in the beginning classes. As far as course and programme outcomes are concerned a board is also fixed in the college premise.

Q.11 Your mentor does a necessary follow-up with an assigned task to you.

Remarks Given	No. of students
4- Every time	106
3- Usually	142
2-Occasionally	45
1-Rarely	19
0-Never	12
Total	324



Follow up of Assigned Work



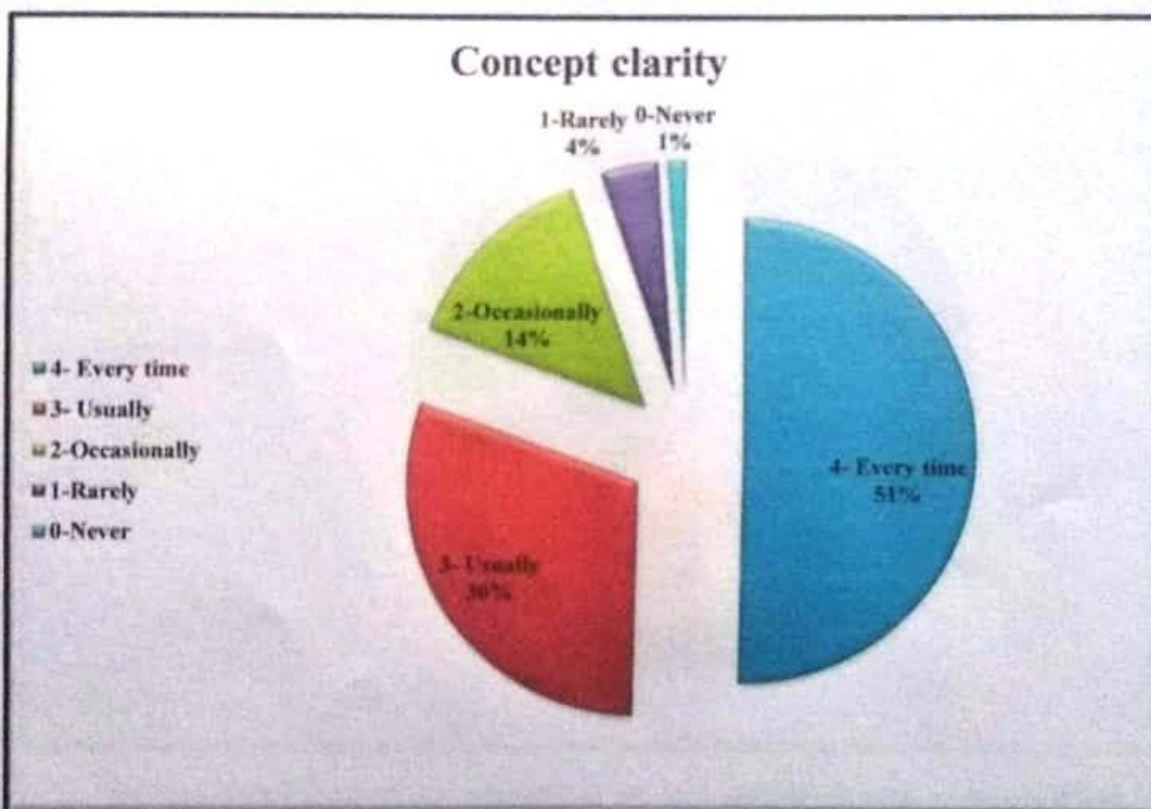
Among 324 students 106 students replied that every time mentor does the follow up of the assigned tasks. 142 students replied usually the follow up is done by the mentors. 12 students replied at 0 point scale.

In the regular period of intervals mentors conducts meeting of their mentees and counseling of their problems is done.

Q.12 The teachers illustrate the concepts through examples and applications.



Remarks Given	No. of students
4- Every time	163
3- Usually	98
2-Occasionally	46
1-Rarely	13
0-Never	04
Total	324

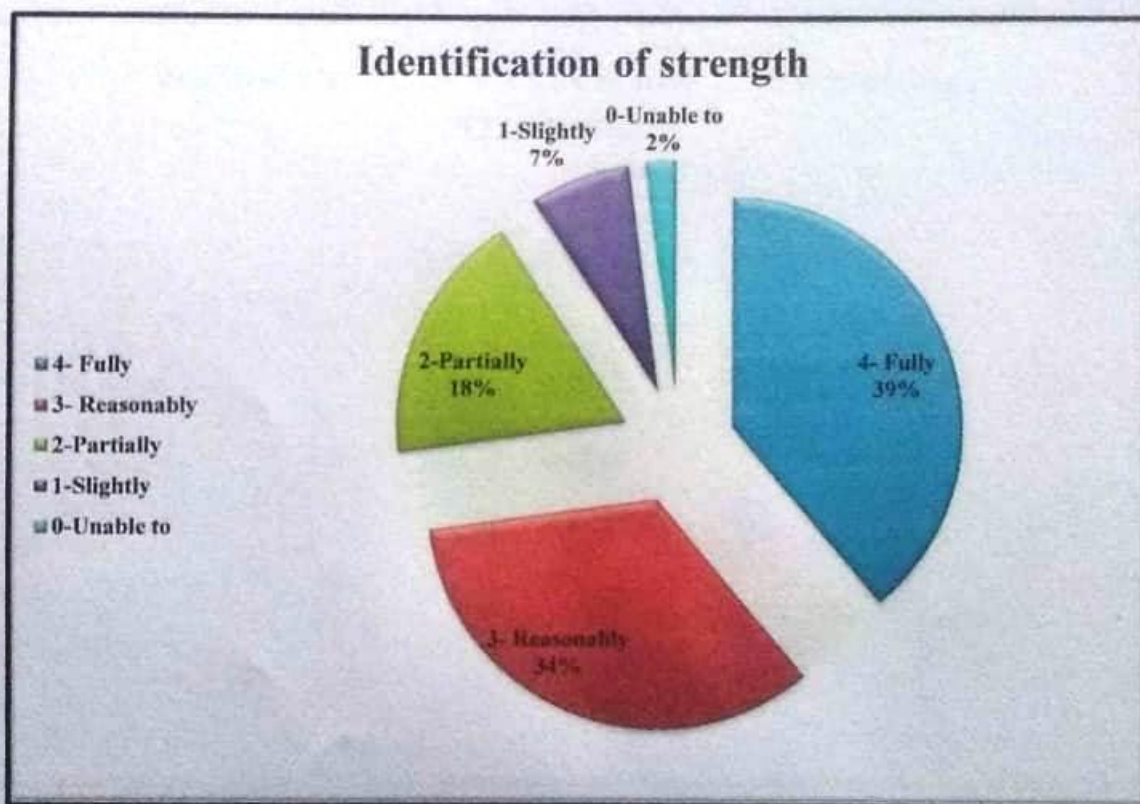


Among 324 students 163 students replied that every time the teachers illustrate the concept through examples and applications. 98 students had replied for usually the illustration and example are used. 04 students had replied at 0 point scale.

As the faculty members of our institution are well qualified and experienced they always make use of examples to illustrate the concept clearly. Many project works were also assigned to the students to make them aware of the practical aspects.

Q.13 The teachers identify your strengths and encourage you with providing right level of challenges.

Remarks Given	No. of students
4- Fully	126
3- Reasonably	110
2-Partially	58
1-Slightly	23
0-Unable to	07
Total	324



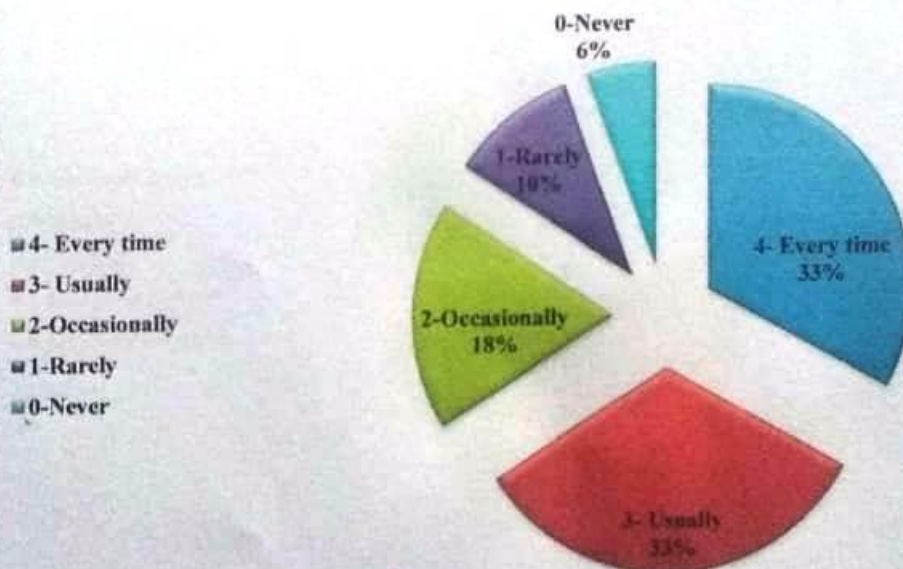
The teachers always identify the strengths of the students and give the scope of further developments. Such advanced learners are identified in every semester and special scope was given by arranging of guest lecturer, personality development classes, certificate courses, workshops, online quiz etc. students are encouraged to participate in such activities and enhance their learning ability. Such students are also given cash prizes in the annual function of the college based on their performance.

Q.14 Teachers are able to identify your weaknesses and help you to overcome them.



Remarks Given	No. of students
4- Every time	107
3- Usually	107
2-Occasionally	59
1-Rarely	33
0-Never	18
Total	324

Identification of Weakness and Strategies to Overcome



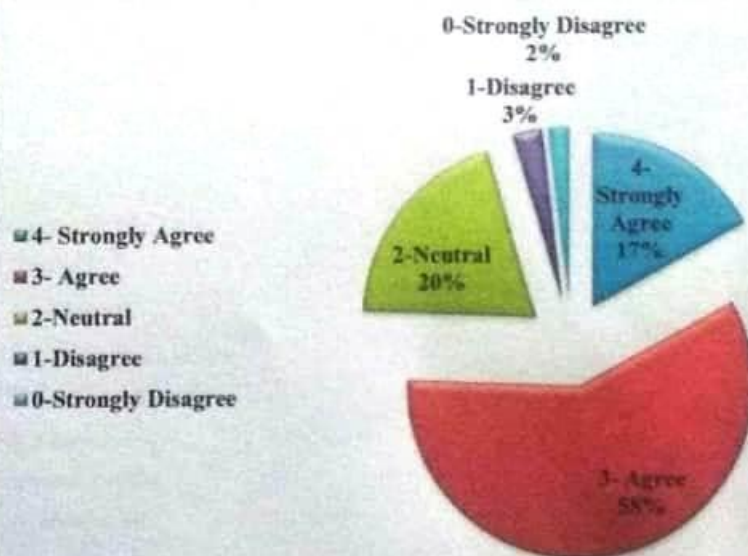
Identification of weakness of the students was regularly done by the teachers of our institution. During the regular classes students the weak students were identified and special classes were also taken for the slow learners. Special classes for slow learners and non-commerce students were regularly taken by our faculty member to support the learning process of the students.

Q.15 The institution makes effort to engage students in the monitoring, review and continuous quality improvement of the teaching learning process.

Remarks Given	No. of students
4- Strongly Agree	55
3- Agree	190
2-Neutral	64
1-Disagree	09
0-Strongly Disagree	06
Total	324



Efforts to engage students



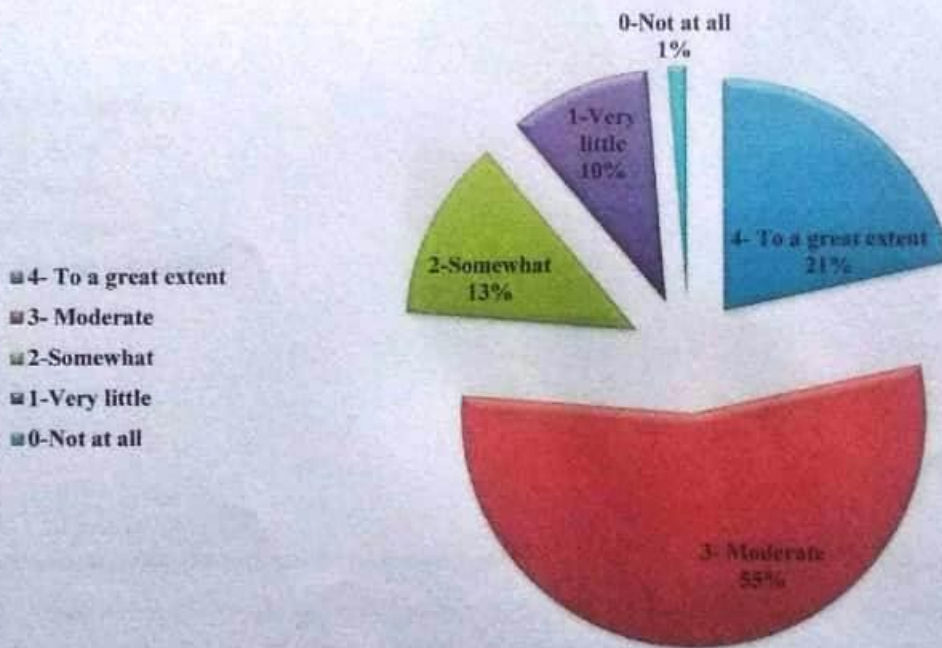
Our Institution always engages the students in different curricular and co-curricular activities by organizing cultural programmes, sports events, student seminars, workshops, training programmes etc. During the lockdown period of COVID-19 issue various online webinars and online quizzes were organized in order to keep our students engaged in teaching learning process.

Q.16 The institute/ teachers use student centric methods, such as experiential learning, participative learning and problem solving methodologies for enhancing learning experiences.



Remarks Given	No. of students
4- To a great extent	70
3- Moderate	177
2-Somewhat	41
1-Very little	32
0-Not at all	04
Total	324

Student Centric methods



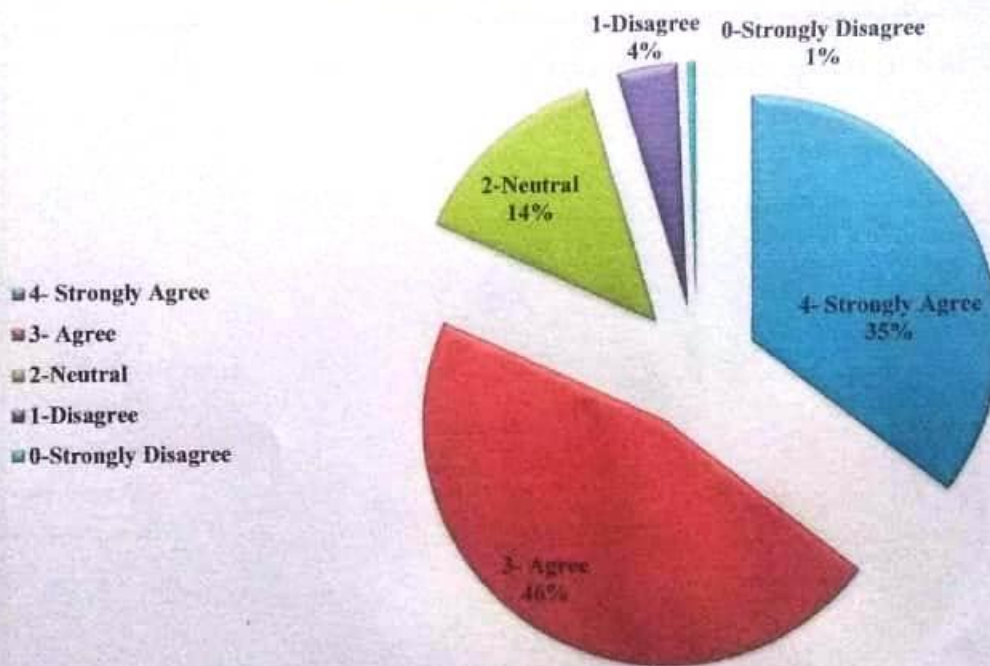
The institute organize various students centric methods of teaching learning methodology in order to inculcate the practical and employability skills among the students such as organizing of personality development classes, industrial visits, project works, guest lectures etc. During the lock down period COVID-19 many online competitions were organized.

Q.17 Teachers encourage you to participate in extracurricular activities.

Remarks Given	No. of students
4- Strongly Agree	115
3- Agree	150
2-Neutral	44
1-Disagree	13
0-Strongly Disagree	02
Total	324



Encouragement of teachers



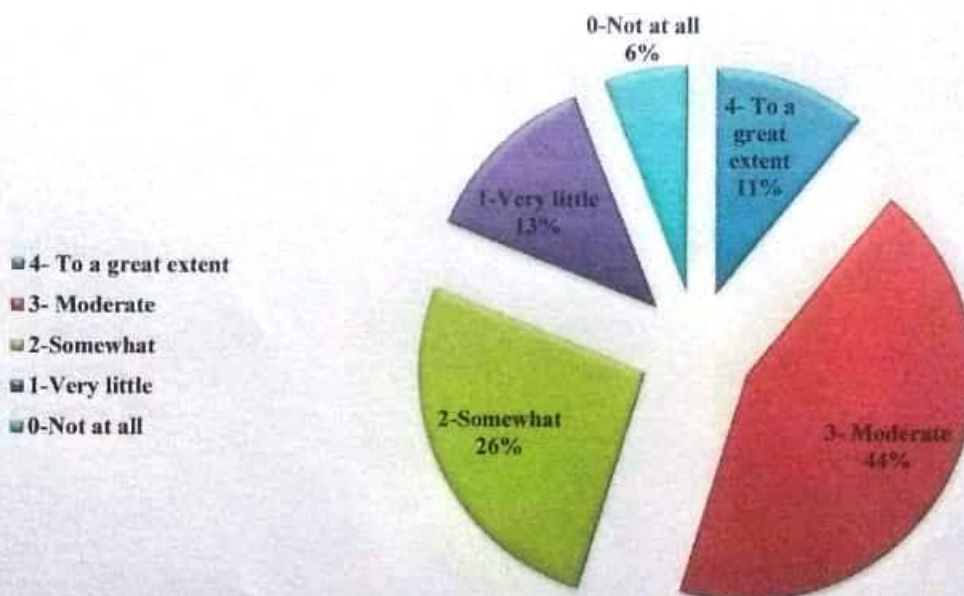
Many extra-curricular activities were organised in the college and students are encouraged to participate in such activities. Gymkhana and sports committee, Women empowerment cell, NSS, and NCC units organize many programmes like, cultural competitions, NSS camps, NCC camps, etc.

Q.18 Efforts are made by the institute/ teachers to inculcate soft skills, life skills and employability skills to make you ready for the world of work.

Remarks Given	No. of students
4- To a great extent	38
3- Moderate	153
2-Somewhat	92
1-Very little	45
0-Not at all	21
Total	324



Inculcation of soft skills & employability skills



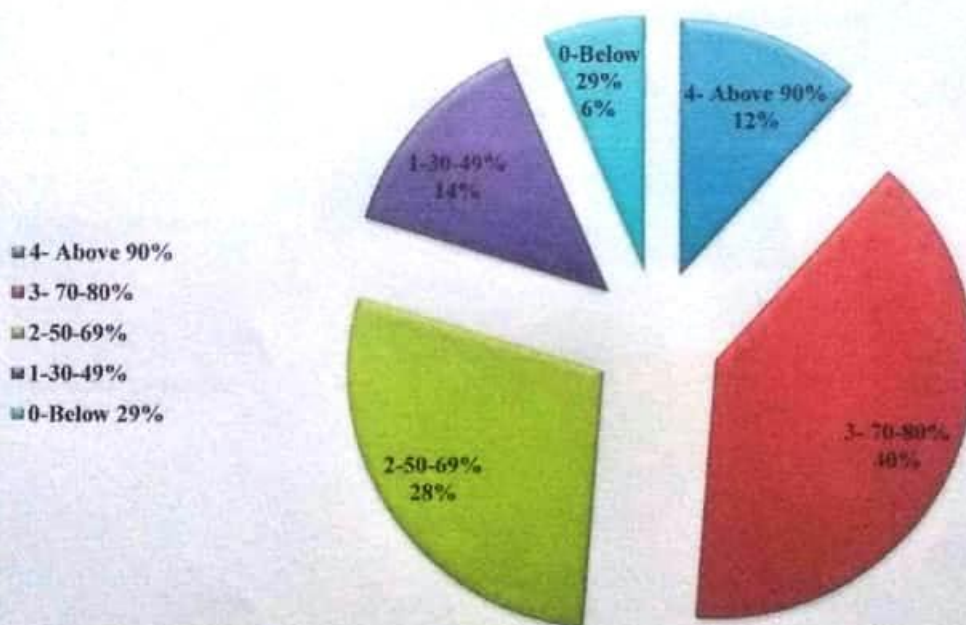
In every academic year institution organizes special guest lecturers and workshop on the personality development, communication skills, quantitative aptitude etc. The guest speakers were called for such programmes.

Q.19 What percentage of teachers use ICT tools such as LCD projector, Multimedia, etc. while teaching.

Remarks Given	No. of students
4- Above 90%	38
3- 70-80%	128
2-50-69%	92
1-30-49%	45
0-Below 29%	21
Total	324



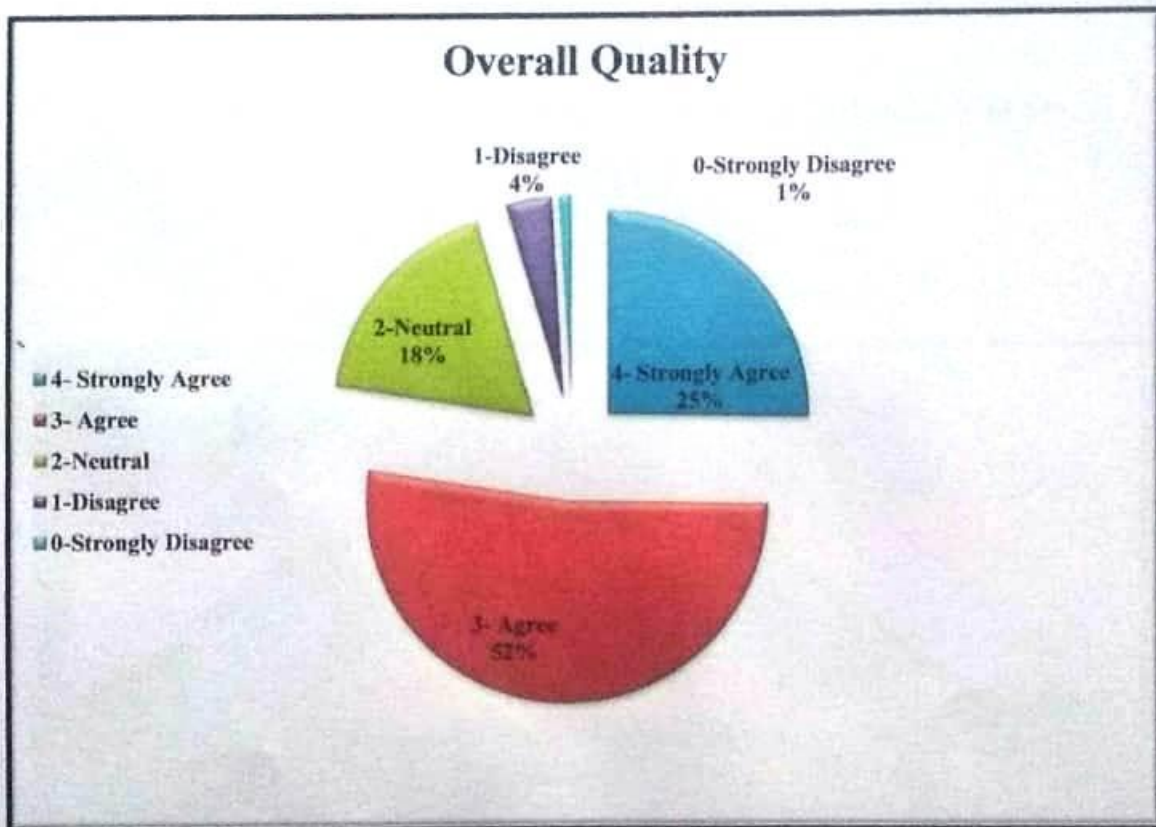
Percentage of teachers use ICT



All the faculty members were using ICT tools during their teaching process. All the classrooms of our institution are equipped with LCD projectors which facilitates for using ICT tools.

Q.20. The overall quality of teaching-learning process in your institute is very good.

Remarks Given	No. of students
4- Strongly Agree	82
3- Agree	169
2-Neutral	58
1-Disagree	12
0-Strongly Disagree	03
Total	324



Among 324 students 169 students agreed about the good quality of teaching learning process in the institution and 82 students strongly agreed towards the good quality.

The Overall quality of the teaching learning process in our institution is very good and the institution is always making efforts to improve the teaching learning process.

B.V.V. Sangha's
Basaveshwar Commerce College, Bagalkot
Students Satisfaction Survey Report 2020-21



Our institution has conducted online Student Satisfaction Survey for the academic year 2020-21. Google form was created and link was circulated among all the students via wats app group in the month of July 2021.

Below is the link for the reported uploaded on the website.

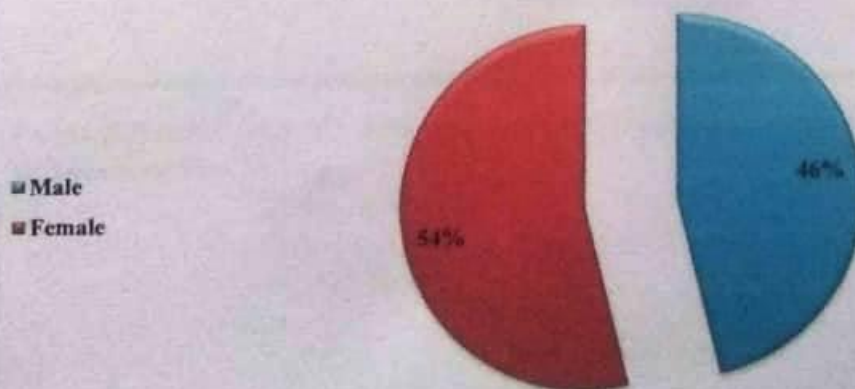
https://drive.google.com/file/d/1pBr_bk9mN2cVhxHw1q3SDTNPyoSweF6/view

615 students had participated in this survey and shared their opinion on overall experience in the college. Students responded 0 to 4 rating scale and the analysis is presented as below:

Gender wise participation of the students in the survey:

Gender	No. of students
Male	284
Female	331
Total	615

Gender Wise Participation



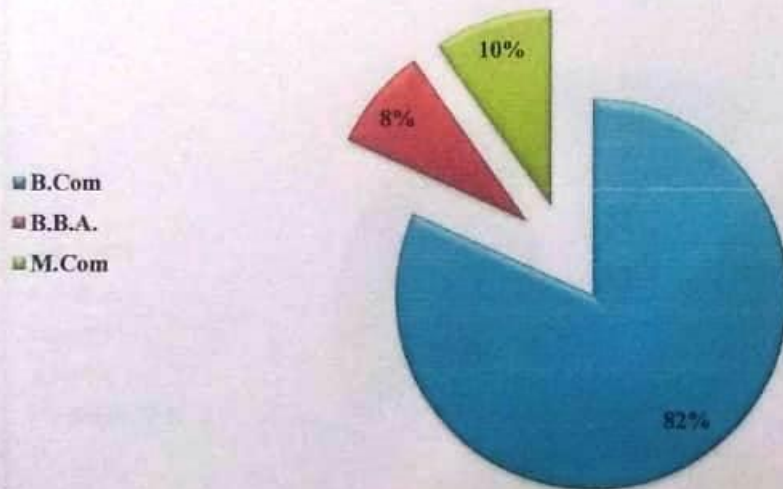
Among 615 participants 284 students were male whereas 331 students were female students



Degree programme of the respondent

Degree	No. of students
B.Com	503
B.B.A.	52
M.Com	60
Total	615

No. of students



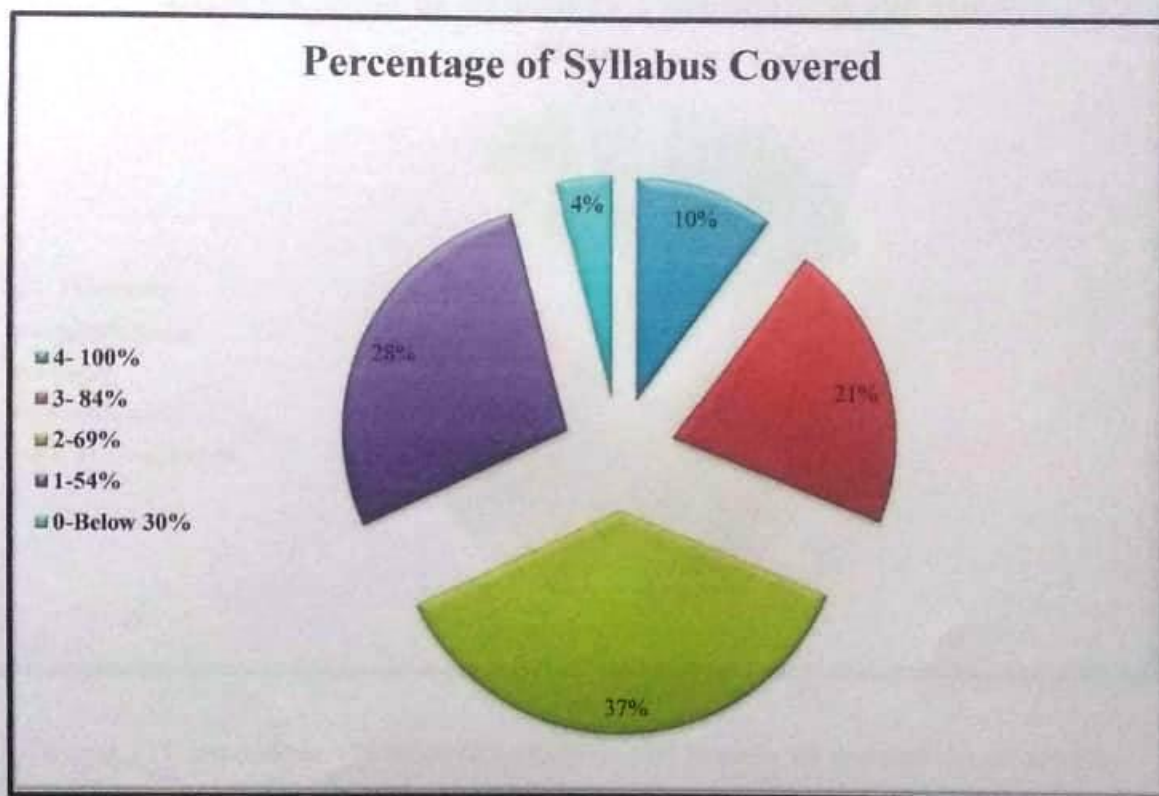
Among 615 participants 503 students were from B.Com, 52 students were from B.B.A and 60 students were from M.Com.

Q.No.1 How much of the syllabus was covered in the class?



Remarks Given	No. of students
4- 100%	62
3- 84%	129
2-69%	227
1-54%	172
0-Below 30%	25
Total	615

Percentage of Syllabus Covered



Among 615 respondents, 62 of the respondents replied that 100% of the syllabus was covered where as 129 respondents said 84% of the syllabus was covered. Only 25 respondents were replied that below 29% of the syllabus was covered.

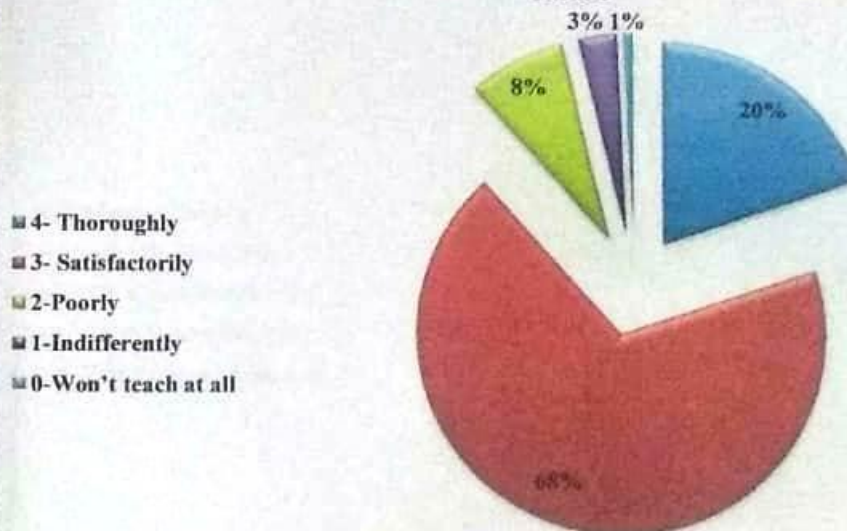
Teachers of our institution conduct the regular classes as per the time table prepared by the timetable committee for all programs at the beginning of the academic year. During the year 2020-21, variations can be marked because of online classes in the beginning of both odd and even semesters. Teachers had conducted online classes using zoom app, notes were sent in whats app groups and had completed the syllabus on time. But the students who did not have facility of attending online classes like smart phone, network issues were not satisfied with the online mode of teaching.



Q.2 How well did the teachers prepare for the classes?

Remarks Given	No. of students
4- Thoroughly	122
3- Satisfactorily	422
2-Poorly	48
1-Indifferently	19
0-Won't teach at all	04
Total	615

Effectiveness of Teachers Preparation for the class



Among 615 respondents 122 students had replied that teachers do thorough preparation for the class, whereas majority of the students (422 students) replied satisfactory preparations of the teachers to the class. Whereas only 4 students had replied for 0 rated scale.

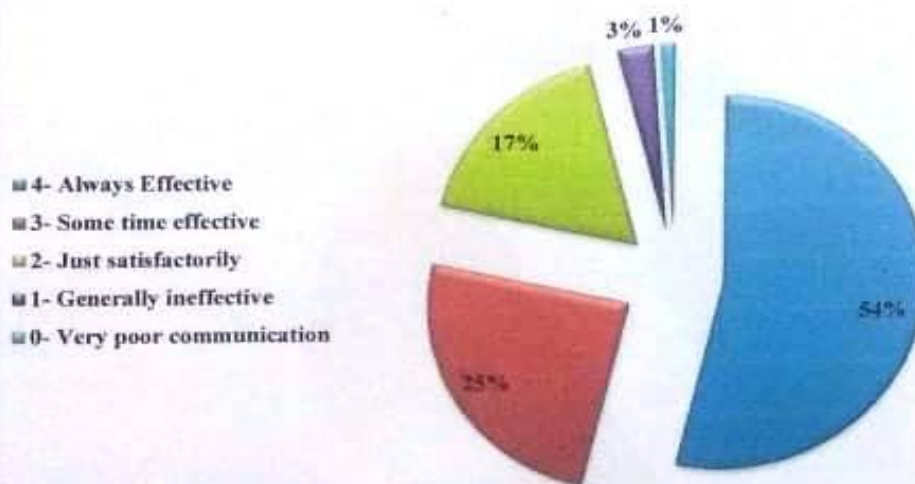
The teachers of our institution always prepare well for the class. Before going to the class, teachers make the preparations properly and always select the illustrations and examples which are to be explained. Only few number i.e. 4 students had replied to 0 point, this may be due to the students who are coming from rural areas and may be facing the language difficulty. Therefore in the beginning of first semester of B.Com students are provided Basic English course to make them familiar with English. Even certificate course was offered by English department which is open for final year students to enable them to face interviews with confidence.

Q.3 How well were the teachers able to communicate?



Remarks Given	No. of students
4- Always Effective	330
3- Some time effective	153
2- Just satisfactorily	107
1- Generally ineffective	18
0- Very poor communication	07
Total	615

Communication Skills of the Teacher



Among 615 respondents 330 students had replied that teachers were able to effectively communicate always, whereas 153 students replied some time the communication was effective. Only 7 students replied with 0 point scale.

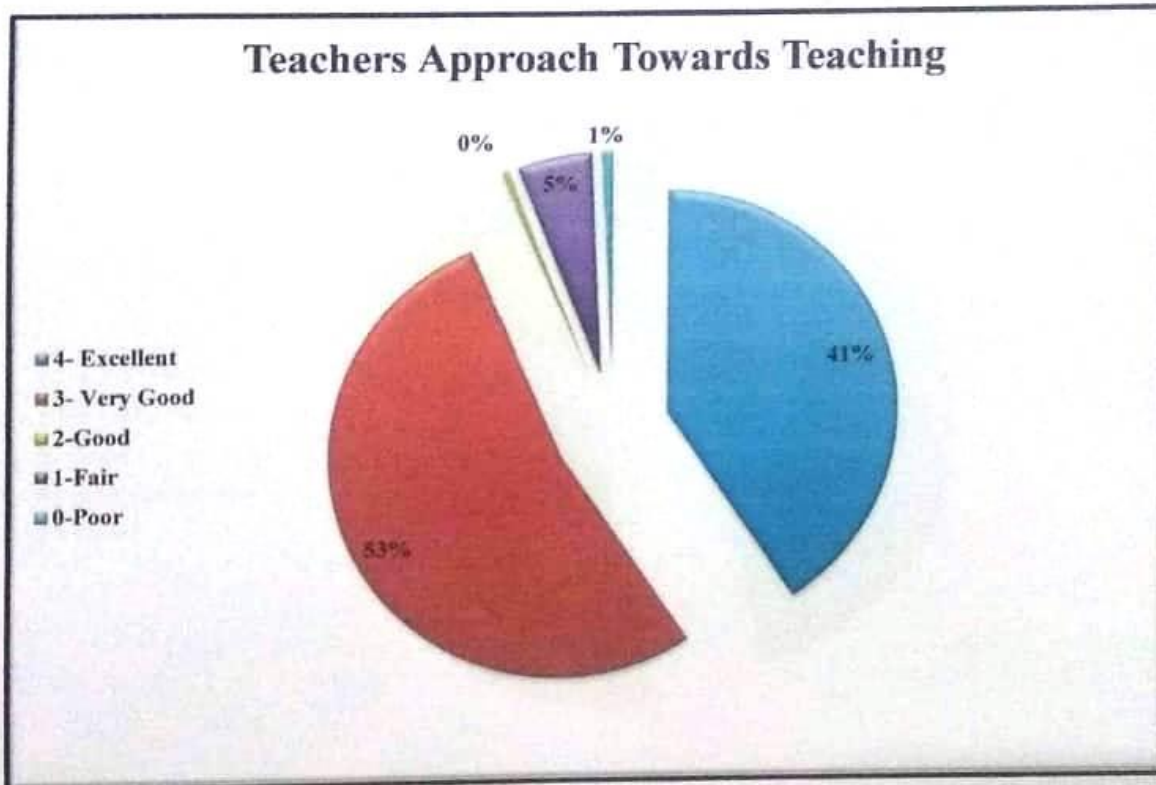
Our institution has well qualified and experienced staff with good communication skills. 21% of the students have given satisfactory & ineffective rating, they may be students who are coming from rural areas and kannada medium students. Such students face the language difficulty during their first year of graduation study and after few days, they get accustomed to it. Also in the beginning of first semester of B.Com students are provided Basic English course to make them familiar with English. Certificate Courses in english are also offered to students to overcome the language problem. Also teachers advice students to read newspapers and talk in English in class so that they acquire communication skills and fluency in English language.

Q.4 The teacher's approach to teaching can best be described as



Remarks Given	No. of students
4- Excellent	172
3- Very Good	224
2-Good	02
1-Fair	22
0-Poor	03
Total	615

Teachers Approach Towards Teaching



Among 615 respondents 172 students had replied that teachers approach towards teaching was excellent, whereas 224 students replied very good approach of teachers towards teaching. Only 3 students replied with 0 point scale.

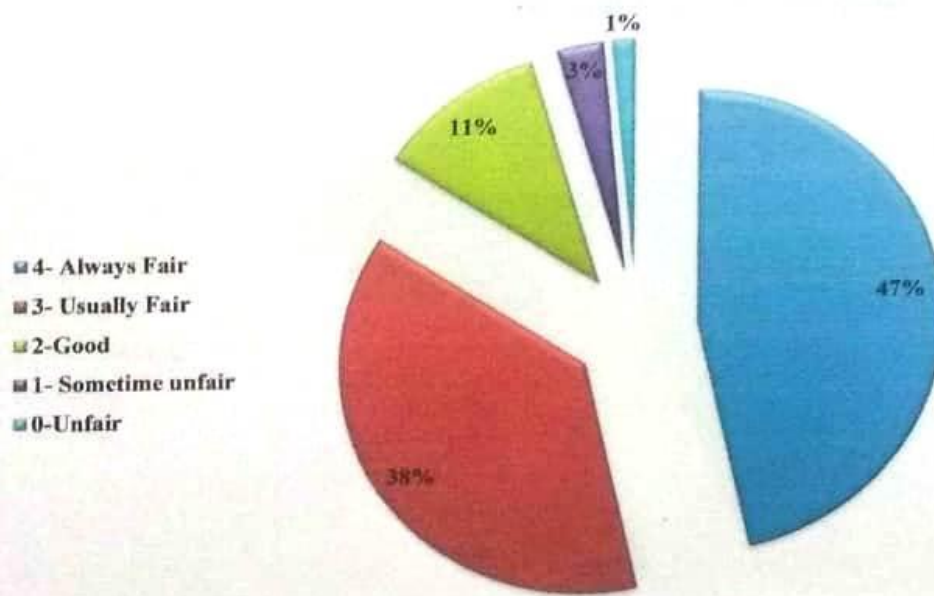
As the faculty members are well experienced, their approach towards teaching was very effective but 3 students replied the poor approach which may be because of the interested area of study. The teachers take sincere effort in delivering curriculum in an efficient manner. Teachers involve themselves into new learning and adopt all innovative methods of teaching like online teaching, online quiz, adopting various applications during COVID Pandemic. Even during difficult times like log down measures taken by the teachers to get full attention of the students and used to conduct mentimeter quiz give homeworks and engaged the students in a best possible manner



Q.5 Fairness of the internal evaluation process by the teachers

Remarks Given	No. of students
4- Always Fair	286
3- Usually Fair	232
2-Good	69
1- Sometime unfair	19
0-Unfair	09
Total	615

Fairness of Internal Evaluation Process



Among 615 respondents 286 students had replied that internal evaluation system was always fair and 232 students replied usually fair internal evaluation is done in the institution. 9 students have replied that unfair internal evaluation.

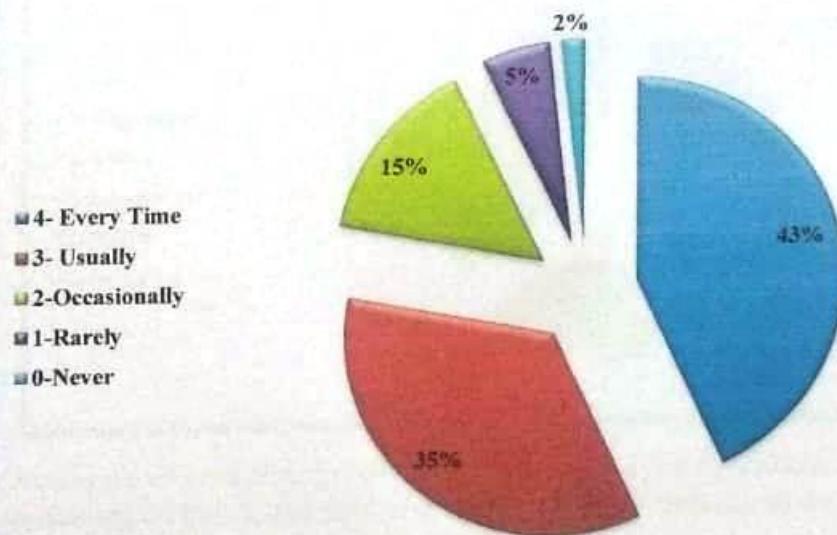
Almost 85% of the students are aware and satisfied with the internal evaluation process. The students who were irregular to the classes may not be aware of the internal evaluation process. Such students may not submit the assignments in time; therefore their response was at 0 rating. Otherwise, our institution always maintains fair and transparent internal evaluation of the students. Teachers always discuss the performance of students in internal exam so that the common mistakes and wrong interpretations made by the students should not be repeated by any student in the future.



6. Was your performance in assignments discussed with you?

Remarks Given	No. of students
4- Every Time	265
3- Usually	215
2-Occasionally	91
1-Rarely	33
0-Never	11
Total	615

Discussion of Performance in Assignments



Among 615 respondents 265 Students have replied that the performance of the students in assignments have been discussed with the students. Only 33 students have replied that the performance of the students is rarely discussed. 11 students replied at 0 point scale.

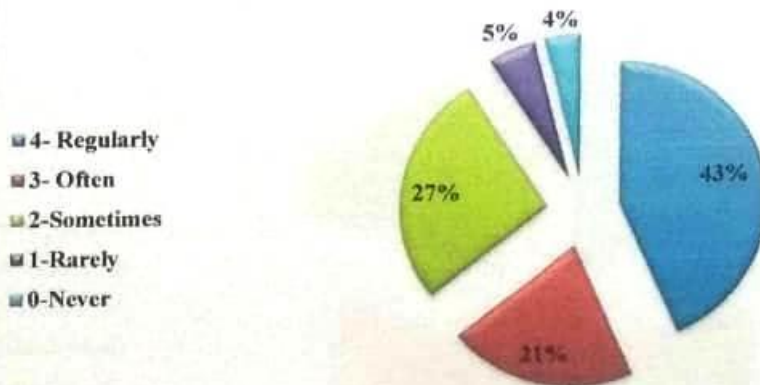
Assignments are allotted in every subject in the regular classes itself and students are given the last date for submission of assignments. After collecting the assignments, they are evaluated and the solutions are discussed in the class. Teachers mostly select those topics for assignments which enables them to take up semester exam in an easy way. Many times case study questions and most repeated type of questions are given for assignment and are discussed well in classrooms.

Q.7 The institute takes active interest in promoting internship, student exchange and field visit opportunities for students.

Remarks Given	No. of students
4- Regularly	267
3- Often	128
2-Sometimes	164
1-Rarely	32
0-Never	24
Total	615



Internship and student exchange activities



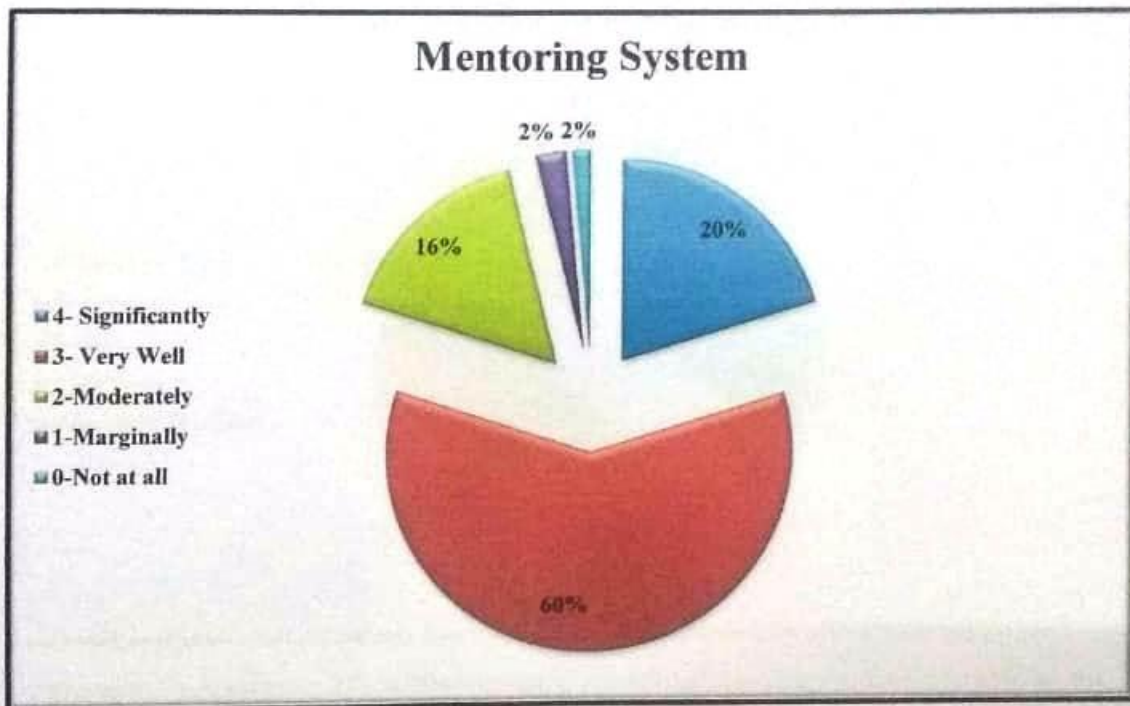
Among the 615 respondents 267 students have replied that the institute takes active interest in promoting internship and field visit opportunities for students, whereas 32 students replied rarely and 24 students replied at 0 point scale.

Personality development classes are organized for the overall development of the students. Even project works are allotted to the students to get practical knowledge. Institution organizes Industrial tour every year for the students. Such industrial tour gives base clarity to the students. Due to this COVID Pandemic, there were no industrial visits organized during the current year. Student exchange program is also successfully conducted in our college whereby PG students come and handle UG classes. This technique enables PG students to get full exposure to the teaching field and prepares students well in advance. PG students are allowed to select topics from their area of interest and handle classes in the respective class.

Internship is compulsory for BBA and M.Com students as per the guidelines of Rani Channamma University, Belagavi. In B.Com course internship and field visits are not compulsory but in subjects like entrepreneurship development field visits are made by interested students and project reports are submitted by the students.

Q.8 The teaching and mentoring process in your institution facilitates you in cognitive, social and emotional growth.

Remarks Given	No. of students
4- Significantly	125
3- Very Well	367
2-Moderately	99
1-Marginally	15
0-Not at all	09
Total	615

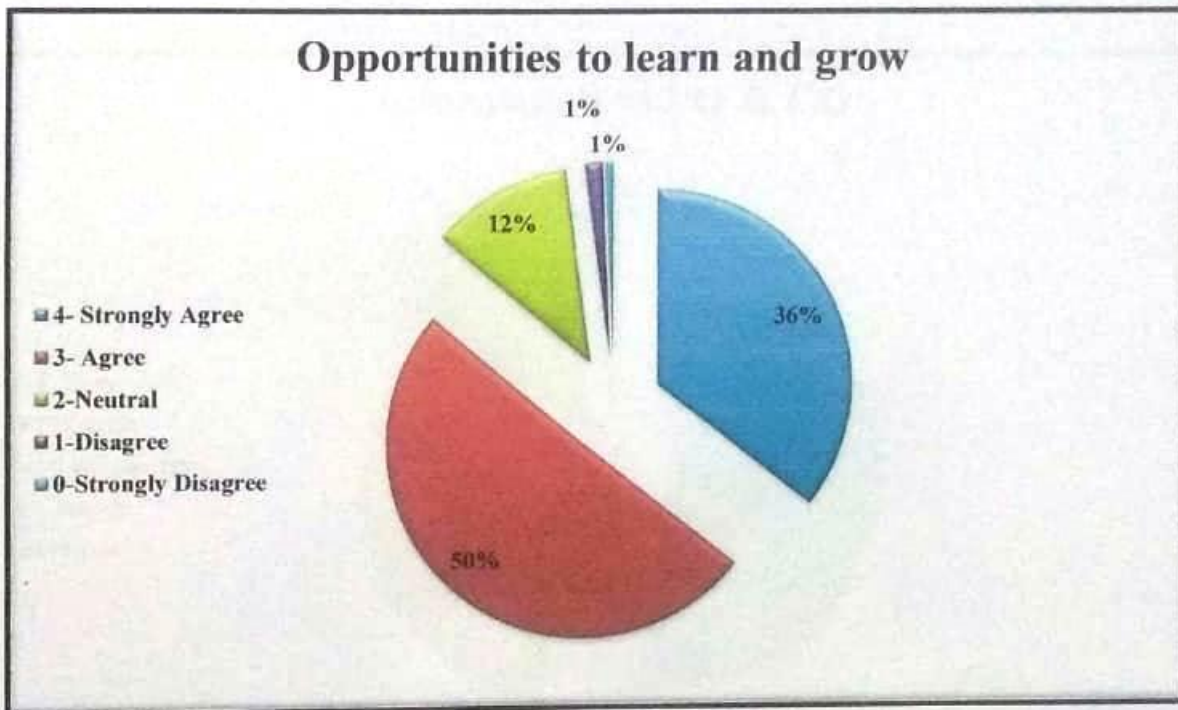


Among 615 students 125 students replied that the mentorship process is significant, 367 respondents were replied that the mentorship process was very well where as 9 students replied at 0 point rating scale.

In the beginning of the academic year mentorship wards are assigned and the mentor teachers conduct regular meetings with their mentees which facilitates the students in their cognitive, social and emotional growth. In the year 2020-21 in view of COVID pandemic online mentorship was done by creating the whatsapp groups of mentor and mentee. And offline mentor meetings are also conducted regularly. Problems reveal by the students are also taken to the principal madam and the right solution is provided at the earliest.

Q.9 The institution provides multiple opportunities to learn and grow.

Remarks Given	No. of students
4-Strongly Agree	219
3- Agree	311
2-Neutral	72
1-Disagree	09
0-Strongly Disagree	04
Total	615



Among 615 respondents 219 students strongly agreed with the opportunities provided by the institution and 311 students agreed that multiple opportunities were provided in the institution to learn and grow whereas only 14 students disagreed with the opportunities provided in the institution.

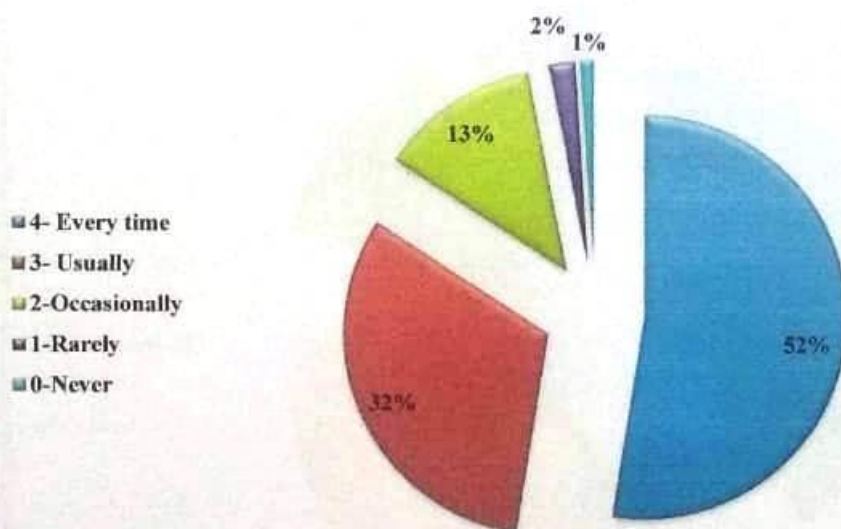
Various cultural and sports events are conducted regularly in the institution as per the academic calendar of events prepared by the institution. Induction program is hosted by the institution to bring out hidden talent of our students. Students are also motivated to attend state level, national level as well as international level competitions and enhance their skills and abilities. Every year students go for the youth festival and won various prizes. Other than youth festival students also attended various competitions and grabbed the prizes. Financial support as well as special training is also provided for such students to attend such activities. Already institution offers multiple opportunities in academics as well as in cultural and sports which is the need of the hour for a student to get employment.

Q.10 Teachers inform you about your expected competencies, course outcomes and programme outcomes.

Remarks Given	No. of students
4- Every time	323
3- Usually	195
2-Occasionally	78
1-Rarely	13
0-Never	06
Total	615



Information of PO & CO

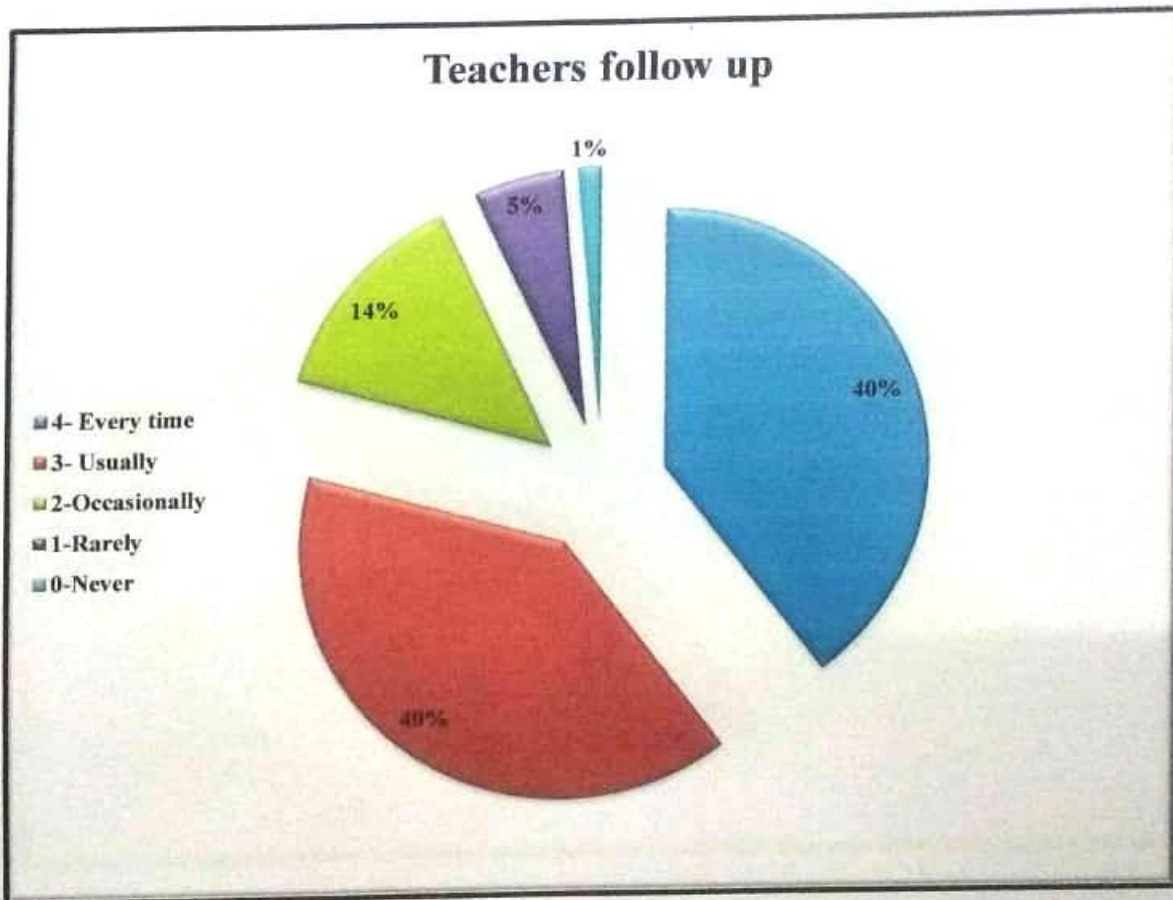


Among 615 students 323 students replied that very time the teachers inform about the expected competencies, course outcomes and programme outcomes. Only 20% of the respondents are not aware of expected competencies, course outcomes and program outcomes.

Programme outcomes and course outcomes are put in the website as well as in the prospectus of the institution. Students were informed about the expected competencies as well as course outcomes and programme outcomes in the beginning classes. Teachers discuss about various opportunities after graduation in the classes and motivate them. During the academic year 19-20, CBCS pattern was introduced by the university for the first year students, Hence program outcomes and program specific outcomes were discussed among the students even before the semester was started.

Q.11 Your mentor does a necessary follow-up with an assigned task to you.

Remarks Given	No. of students
4- Every time	244
3- Usually	244
2-Occasionally	84
1-Rarely	34
0-Never	09
Total	615

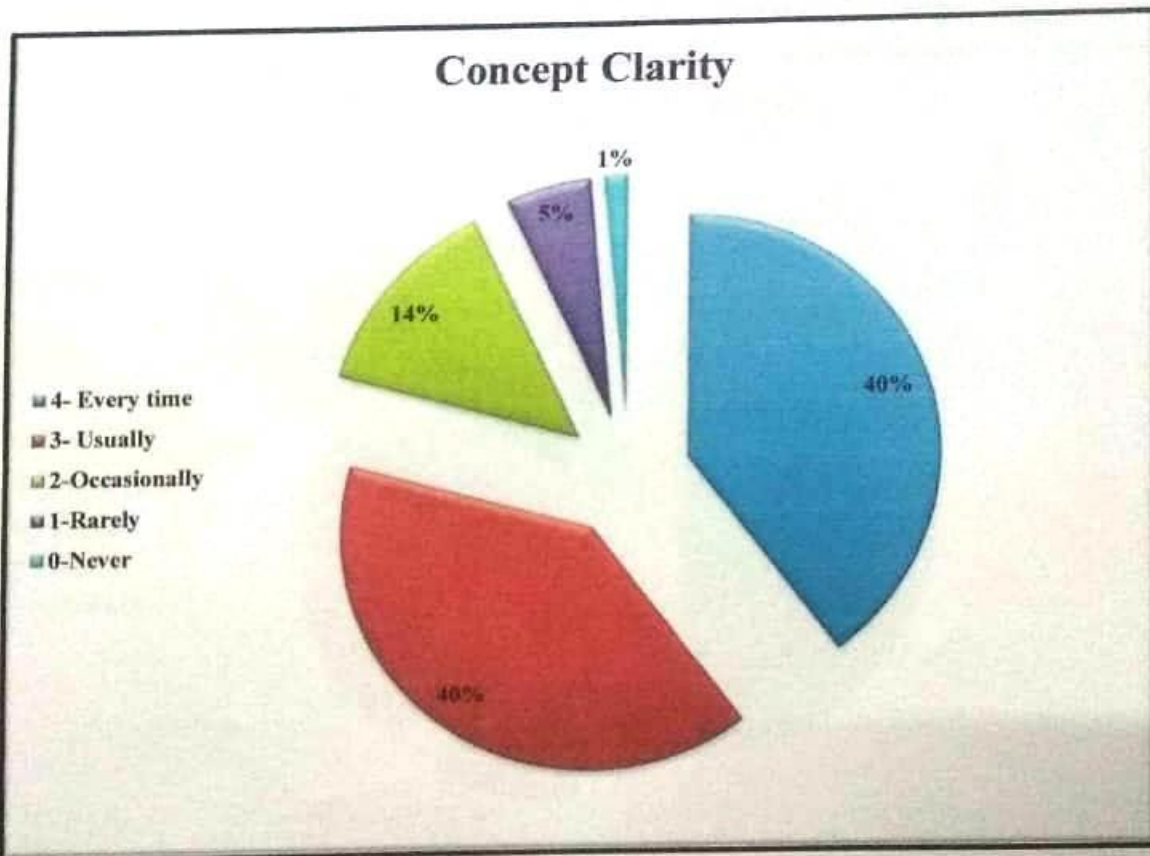


Among 615 students 244 students replied that every time mentor does the follow up of the assigned tasks. 244 students replied usually the follow up is done by the mentors. Only 20% students replied at 0 point scale.

In the regular period of intervals mentors conducts meeting of their mentees and counseling of their problems is done. During the year 19-20, because of lockdown, the profile detail of the mentees was collected by using Google form, even counseling sheet was filled up with google form and mentor meetings were also conducted online using zoom app.

Q.12 The teachers illustrate the concepts through examples and applications.

Remarks Given	No. of students
4- Every time	334
3- Usually	213
2-Occasionally	46
1-Rarely	20
0-Never	2
Total	615



Among 615 students 334 students replied that every time the teachers illustrate the concept through examples and applications. 213 students had replied for usually the illustration and example are used. 02 students had replied at 0 point scale.

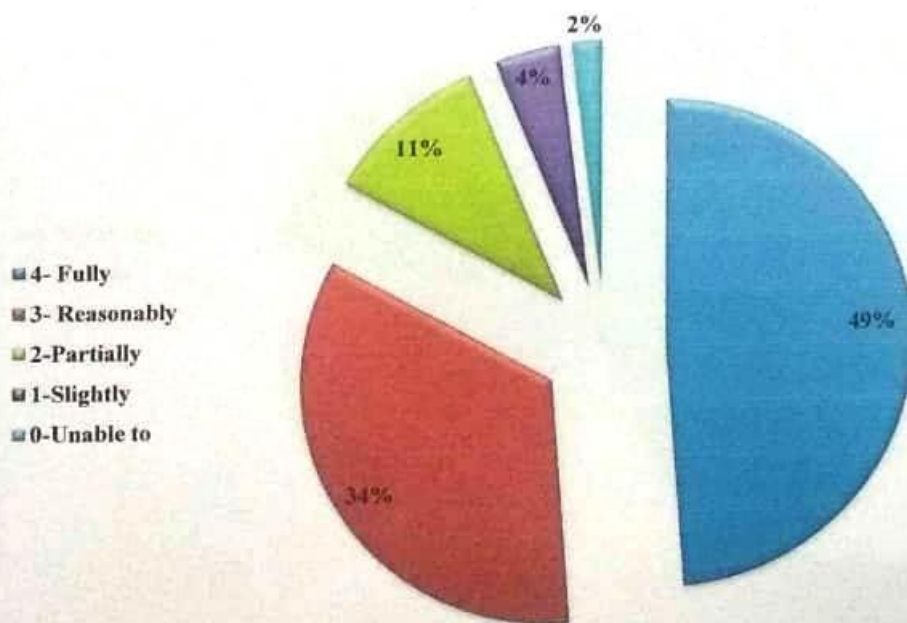
As the faculty members of our institution are well qualified and experienced they always make use of examples to illustrate the concept clearly. Many project works were also assigned to the students to make them aware of the practical aspects. Subjects like Banking law & practice, Entrepreneurship Development project works are allotted for their practical exposure on the topic discussed in the class. For certain programs project works are compulsory to get in depth knowledge in their area of interest.

Q.13 The teachers identify your strengths and encourage you with providing right level of challenges.

Remarks Given	No. of students
4- Fully	300
3- Reasonably	211
2-Partially	66
1-Slightly	26
0-Unable to	12
Total	615



Identification of strength



Among 615 respondents, 300 students say that teachers contribute fully in identifying the strengths, 211 students say reasonably and only 12 students have responded to 0 rate scaling.

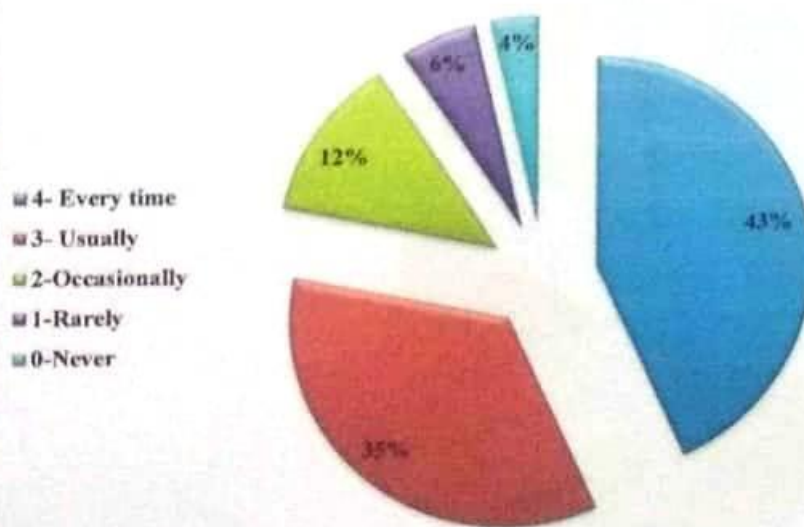
The teachers always identify the strengths of the students and give the scope of further developments. Such advances learners are identified in every semester and special scope was given by arranging of guest lectures, personality development classes, certificate courses, workshops, online quiz etc. students are encouraged to participate in such activities and enhance their learning ability. Such students are also given cash prizes in the annual function of the college based on their performance.

Q.14 Teachers are able to identify your weaknesses and help you to overcome them.

Remarks Given	No. of students
4- Every time	266
3- Usually	215
2-Occasionally	77
1-Rarely	35
0-Never	22
Total	615



Identification of weakness of students by teachers



Among 615 respondents, 266 students think that teachers help them in identifying and overcoming their weakness, 215 students say reasonably and only 22 students have responded to 0 rate scaling.

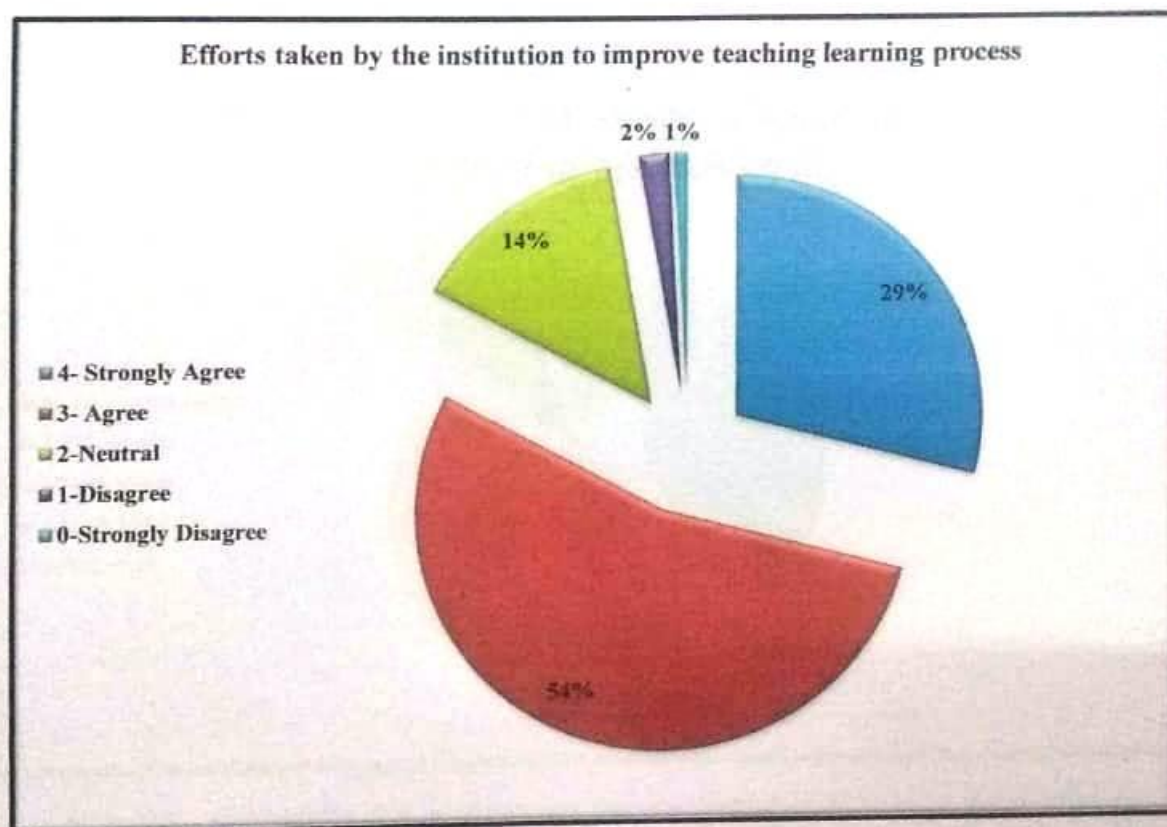
Identification of weakness of the students was regularly done by the teachers in our institution during regular classes. During the regular classes students the weak students were identified and special classes were also taken for the slow learners. Special classes for slow learners and non-commerce students were regularly taken by our faculty member to support the learning process of the students. Even during mentoring sessions (online & offline), mentors (teachers) have helped their mentees in overcoming various difficulties faced by them.

Q.15 The institution makes effort to engage students in the monitoring, review and continuous quality improvement of the teaching learning process.

Remarks Given	No. of students
4- Strongly Agree	179
3- Agree	331
2-Neutral	88
1-Disagree	12
0-Strongly Disagree	5
Total	615



Efforts taken by the institution to improve teaching learning process



Among 615 respondents, 179 students strongly agree that efforts taken by the institution improve teaching learning process and 331 students just agree whereas only 5 students totally disagree to this. This category may belong to irregular students who are not aware of the steps and programs organised by the college.

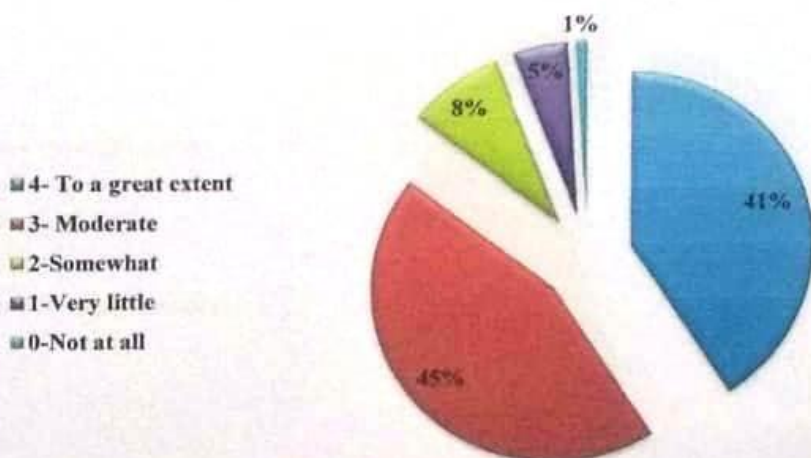
Our Institution always engages the students in different curricular and co-curricular activities by organizing cultural programmes, sports events, student seminars, workshops, training programmes etc. During the lockdown period of COVID-19 issue various online webinars, online quizzes, singing competition, awareness programmes were organized in order to keep our students engaged in enhancing their knowledge.

Q.16 The institute/ teachers use student centric methods, such as experiential learning, participative learning and problem solving methodologies for enhancing learning experiences.

Remarks Given	No. of students
4- To a great extent	251
3- Moderate	275
2-Somewhat	53
1-Very little	30
0-Not at all	6
Total	615



Student Centric Methods adopted by the institution and teachers



Among 615 respondents, 251 students say that the institution & teachers adopt student centric activities in teaching, learning process, 275 students say reasonably i.e. 86% of the students accept that student centric method and activities are adopted by the teachers and institution to improve overall efficiency and only 6 students have responded to 0 rate scaling.

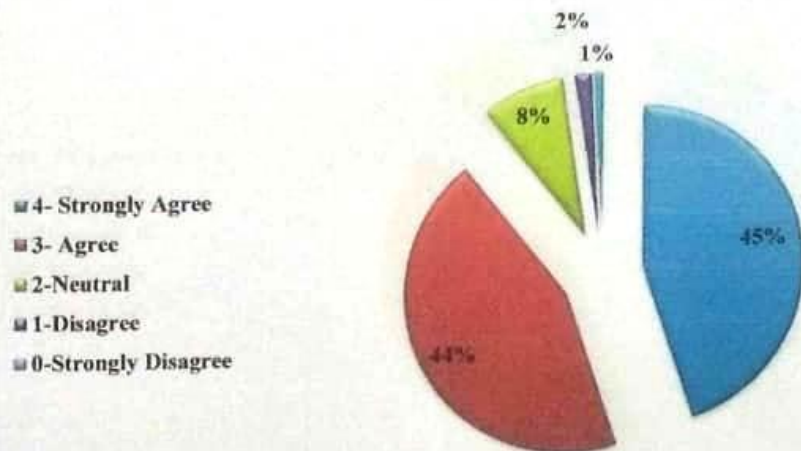
The institute organizes various students' centric methods of teaching learning methodology in order to inculcate the practical and employability skills among the students such as organizing of personality development classes, group discussion, participative learning, project works, guest lectures, seminars, writing research papers, imbining soft skills, communication skills etc. During the lock down period COVID-19 many online competitions were organized and students had participated.



Q.17 Teachers encourage you to participate in extracurricular activities.

Remarks Given	No. of students
4- Strongly Agree	276
3- Agree	273
2-Neutral	51
1-Disagree	10
0-Strongly Disagree	5
Total	615

Teachers encourage students to participate in extracurricular activities



Among 615 respondents, 273 students strongly agree that teachers encourage students to participate in extra and co-curricular activities and 51 students just agree whereas only 10 students totally disagree to this. This category may belong to irregular students who are not aware of the steps and programs organised by the college.

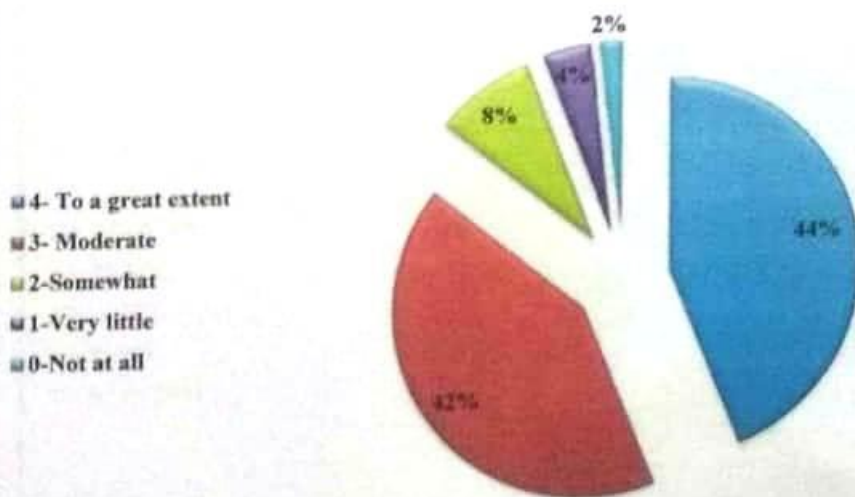
Many extra-curricular activities were organised in the college and students are encouraged to participate in such activities. Gymkhana and sports committee, Women empowerment cell, NSS, and NCC units organize many programmes like singing, rangoli, legal awareness and health awareness programs, yoga camp for boys as well as girls students, NSS camps, NCC camps, etc. From the academic year 19-20, University had revised the syllabus & asked affiliated colleges to adopt CBCS (Choice based credit system) in which 50 marks is allotted in every semester for participation in Co-curricular activities apart from regular papers.

Q.18 Efforts are made by the institute/ teachers to inculcate soft skills, life skills and employability skills to make you ready for the world of work.

Remarks Given	No. of students
4- To a great extent	270
3- Moderate	257
2-Somewhat	52
1-Very little	25
0-Not at all	11
Total	615



Inculcation of soft skills and employability skills



Among 615 respondents, 270 students say that the institution and teachers to a great extent help them in inculcating soft skills and employability skills and 257 students moderately accept whereas only 11 students totally disagree to this. This category may belong to irregular students who are not aware of the programs organised by the college.

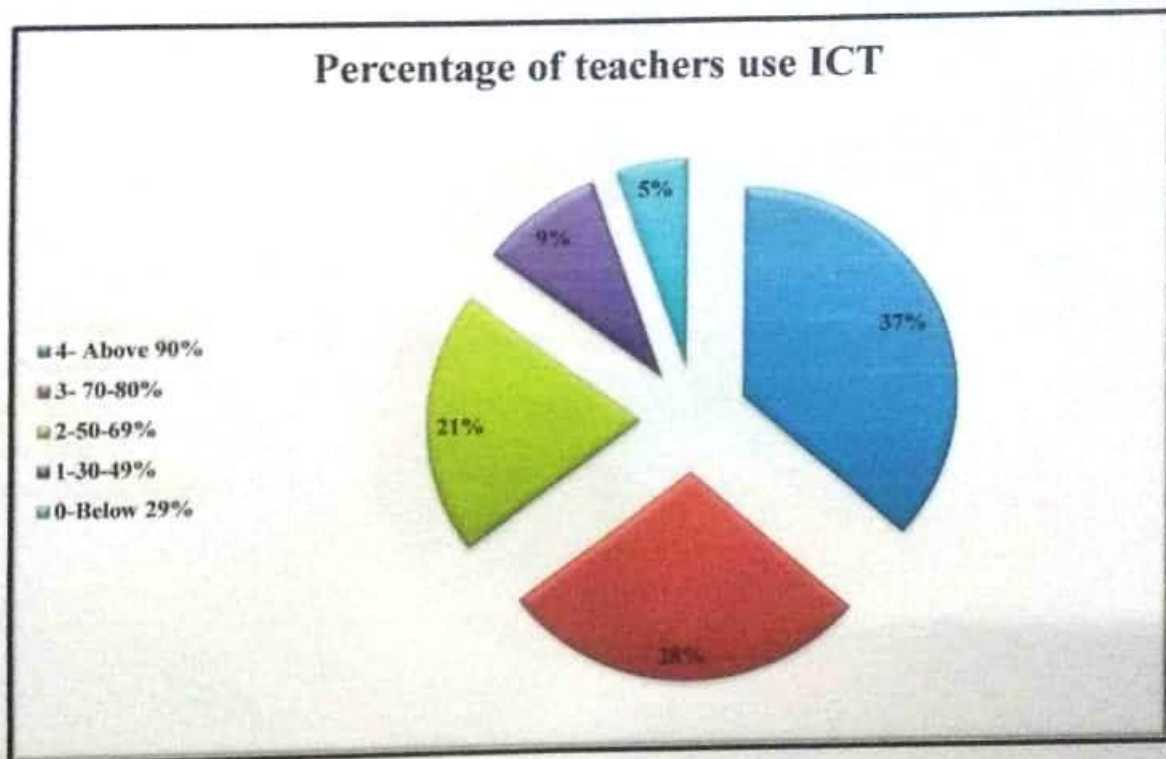
In every academic year, institution under placement cell organizes workshops in inculcating soft skills and life skills among the students, special guest lectures and workshop on the personality development etc. The guest speakers from various industries are invited for such programmes. Under incubation centre of our college, the institution invites alumni who share their success stories and this motivates our students. Our college also hosted handicraft mela during the year where students displayed various items and made profit. During the year 2019-20, placement cell of our institution invited speakers from various institutions like to give practical exposure to students.

Q.19 What percentage of teachers use ICT tools such as LCD projector, Multimedia, etc. while teaching.

Remarks Given	No. of students
4- Above 90%	290
3- 70-80%	225
2-50-69%	163
1-30-49%	74
0-Below 29%	43
Total	615



Percentage of teachers use ICT



Among 615 respondents, 300 students say that teachers contribute fully in identifying the strengths, 211 students say reasonably and only 12 students have responded to 0 rate scaling. Among all 80% of the respondents

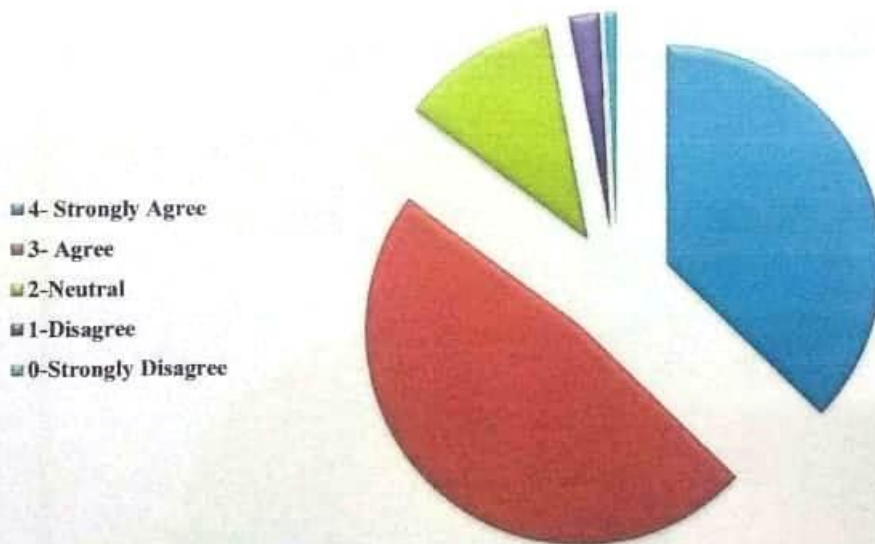
All the faculty members were using ICT tools during their teaching process. All the classrooms of our institution are equipped with LCD projectors which facilitates for using ICT tools. Teachers also upload content to website, make PDFnotes, create and share powerpoint presentations to the students using ICT tools. Many other applications like Mentimeter, Quizizz etc are also used to enhance their learning process. During lockdown period online classes were conducted using various applications like zoom Google meet Skype under successful in completion of syllabus on time even web links are created for notes and updated on website and are shared among the students.

Q.20. The overall quality of teaching-learning process in your institute is very good.

Remarks Given	No. of students
4- Strongly Agree	229
3- Agree	295
2-Neutral	72
1-Disagree	14
0-Strongly Disagree	5
Total	615



Overall Quality in Teaching learning Process



Among 615 students 295 students agreed about the good quality of teaching learning process in the institution and 229 students strongly agreed towards the good quality. 85% of the students agree that overall teaching learning process is very good.

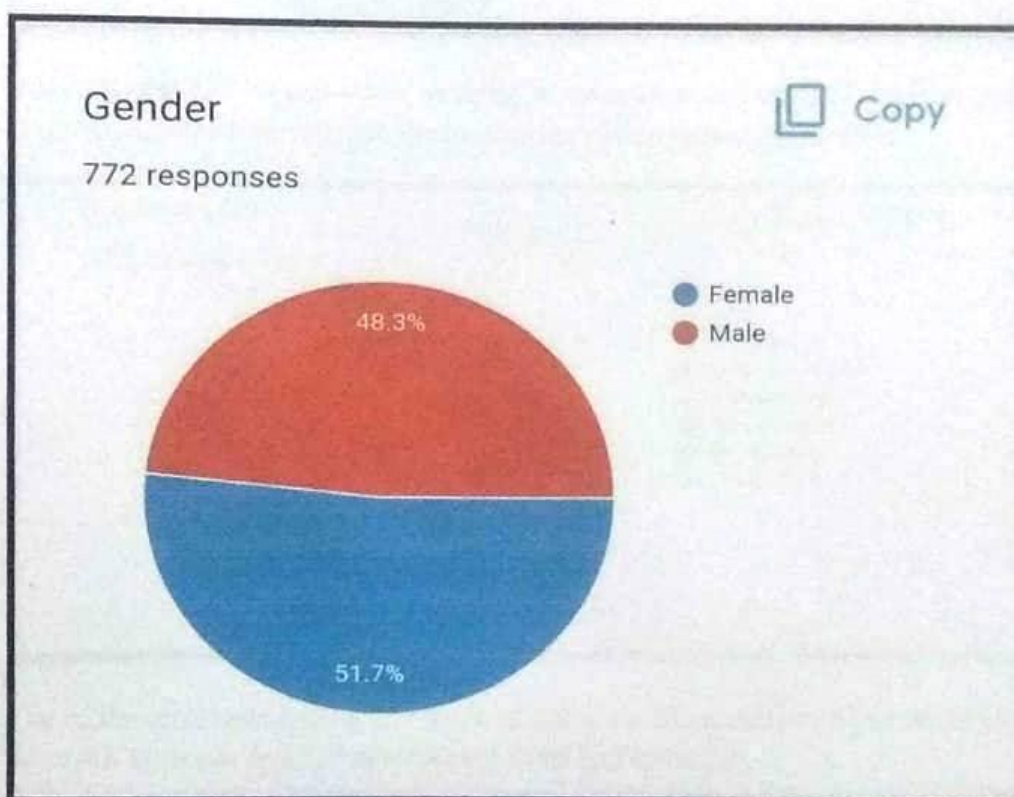
The Overall quality of the teaching learning process in our institution is very good and the institution is always making efforts to improve the teaching learning process. Even during COVID pandemic, our institution has taken their best efforts to engage classes online, had uploaded subject content on website, arranged webinars/guest lecture on various subjects for effective learning during lockdown. Teachers in our institution contribute directly to improve teaching learning process.

B.V.V. Sangha's
Basaveshwar Commerce College, Bagalkot
Accredited B ++ Grade by NAAC
Criteria II - Teaching- Learning and Evaluation
Students' Satisfaction Survey Report 2021-22



772 students responded to the Student Satisfaction Survey Questionnaire uploaded on the website on 8 August 2022.

A Google form was created with the questions given by the NAAC authority with minor modification as per the requirement of our institution and was uploaded on college website for students to fill in at their convenience.

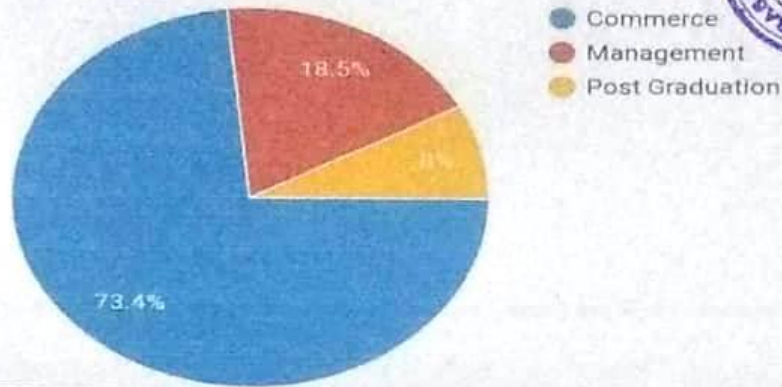


Out of the total respondents 373 are male and 399 are female students.

What subject area are you currently pursuing?

772 responses

Copy

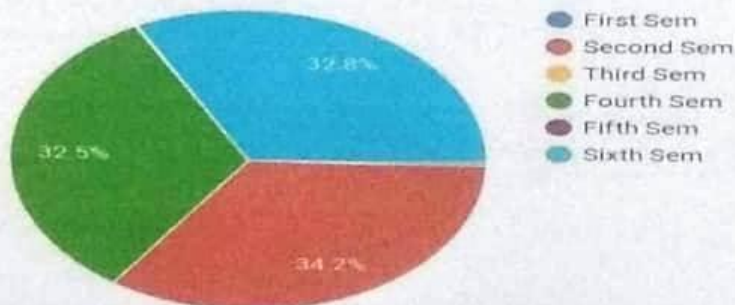


It shows that 559 students are pursuing in commerce stream, 155 students are from management stream and 58 students are pursuing post graduation.

Semester

772 responses

Copy

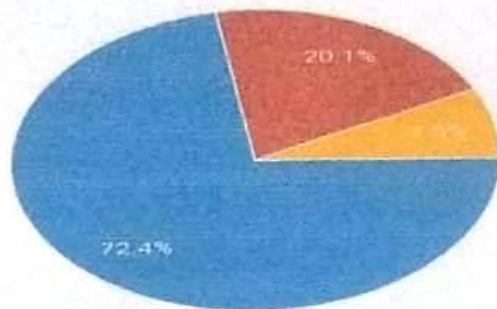


Out of the total respondents 254 students are from 6th semester 251 students are from 4th semester and 267 students are from 2nd semester.

What degree program are you pursuing now?

772 responses

Copy



● B.Com
● B.B.A.
● M.Com



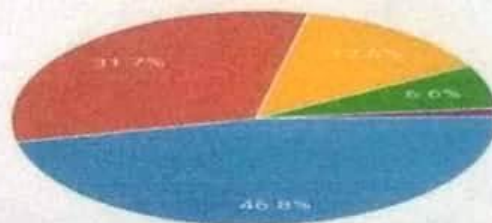
From the above graph it is clear that 567 students are from B.Com, 143 students are from BBA and 62 are from M.Com.

Criterion II – Teaching–Learning and Evaluation Process

1. How much of the syllabus was covered in the class?

772 responses

Copy



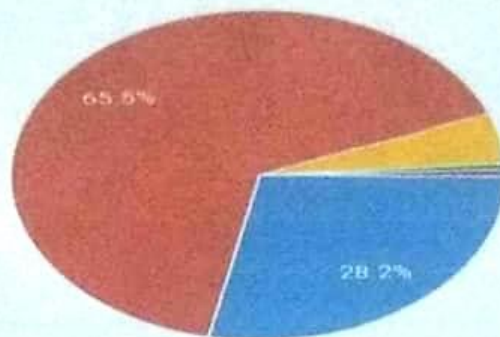
● 4 - 85 to 100%
● 3 - 70 to 84%
● 2 - 55 to 69%
● 1 - 30 to 54%
● 0 - Below 30%

Almost 361 students feel that 85 to 100% of syllabus is covered in the class, 245 students feel that almost 70 to 84% of syllabus is covered in the class. Less than 10% of students feel that less than 50% of syllabus is covered in class, this may be due to their irregularity in attending the classes.

2. How well did the teachers prepare for the classes?

772 responses

Copy



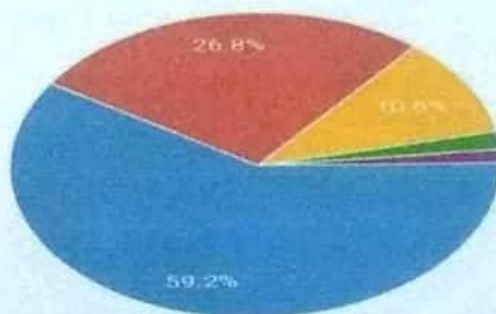
- 4 - Thoroughly
- 3 - Satisfactorily
- 2 - Poorly
- 1 - Indifferently
- 0 - Won't teach at all

218 strongly believe that the teachers are thoroughly prepared for their class and 506 students say that teachers are well prepared for their class. No students report that teachers come to class without preparation.

3. How well were the teachers able to communicate?

772 responses

Copy



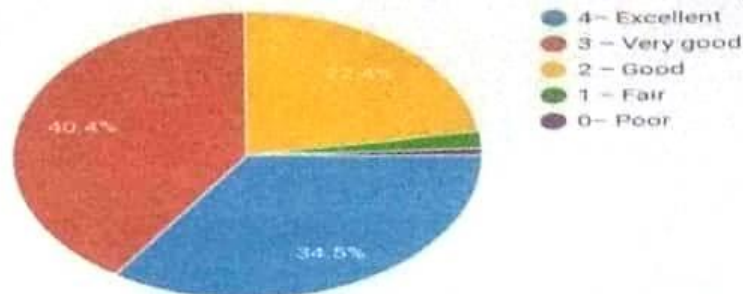
- 4 - Always effective
- 3 - Sometimes effective
- 2 - Just satisfactorily
- 1 - Generally ineffective
- 0 - Very poor communication

Out of the total respondents 457 students feel that teachers are able to effectively communicate in class and 207 students feel that classes are effective sometime where as less than 10 students say that communication is ineffective that is because she/he may not be regular to college.

4. The teacher's approach to teaching can best be described as

772 responses

Copy

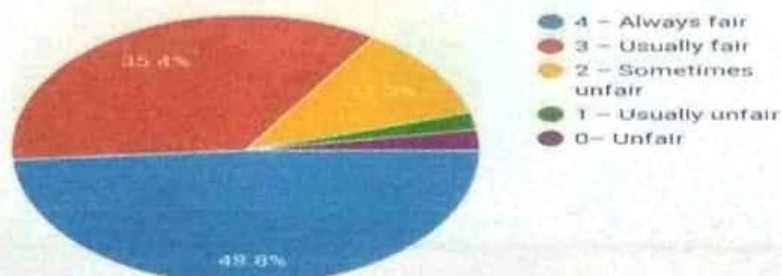


Out of the total respondents 266 students feel that teachers approach towards teaching is excellent and 312 students are of opinion that teachers teaching approach is very good whereas less than 20 students feel that the teaching approach is not so good that is because she/he may not be regular to college to make a fair evaluation of the teachers approach.

5. Fairness of the internal evaluation process by the teachers.

772 responses

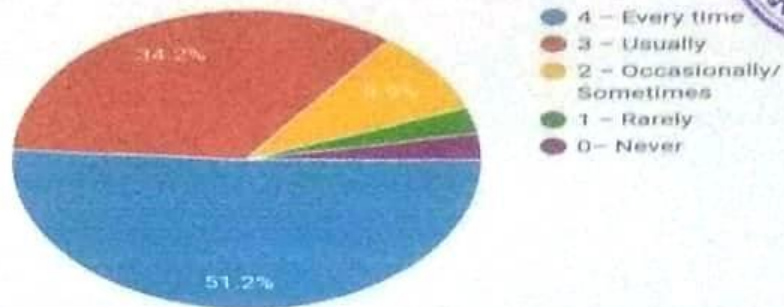
Copy



When it comes to fairness of internal evaluation process by the teachers it is seen that 48.8% students comment that the process is always fair, 35.4% of the students comment that the process is usually fair and less than 11.3% of the students say that it is sometimes unfair that may be because of non active participation by the student or missing of classes by students.

6. Was your performance in assignments discussed with you?

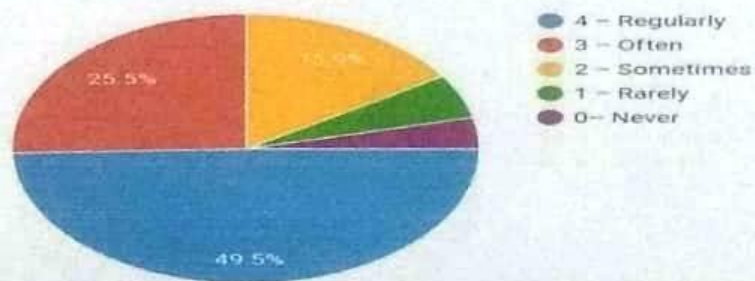
772 responses



Almost 80% of the students feel that performance in the assignments is discussed in the classroom whereas only 11% students say that it is sometimes discussed.

7. The institute takes active interest in promoting internship, student exchange, field visit opportunities for students.

772 responses

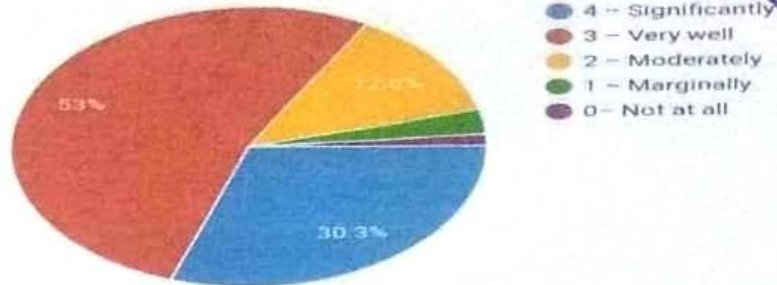


222 students feel that institute take active interest in promoting internship student exchange in field visit opportunities for students and 134 students feel that often such steps are taken by an institution and 22 students feel that institute never take such steps that may be because not all subjects can be covered for field work and internship etc

8. The teaching and mentoring process in your institution facilitates you in cognitive, social and emotional growth.

Copy

772 responses

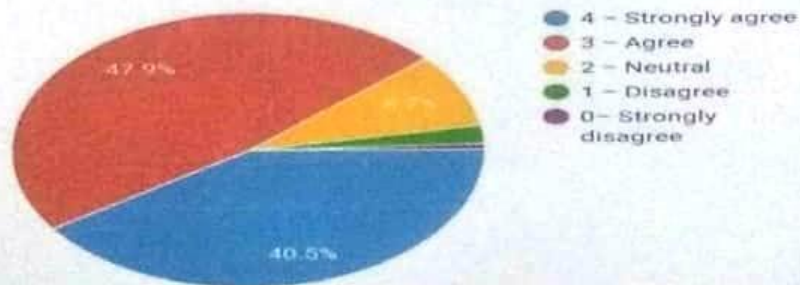


Around 81% of the students say that teaching and mentoring process in our institution facilitates cognitive social and emotional growth very well and significantly well only 14% students say that such process is moderately well in our institution.

9. The institution provides multiple opportunities to learn and grow

Copy

772 responses

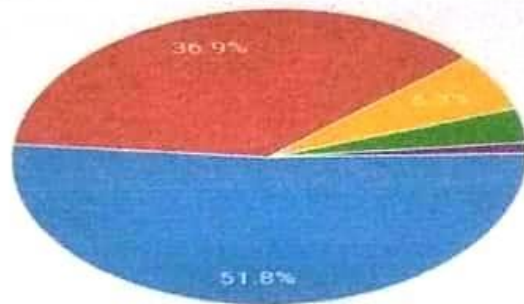


191 students strongly agree that institutional provides multiple opportunities to learn and grow 259 students agree that more opportunities are provided for students to learn and grow 10% of the students are neutral and less than two students belong to the category which disagrees the statement.

10. Teachers inform you about your expected competencies, course outcomes and programme outcomes.

772 responses

Copy



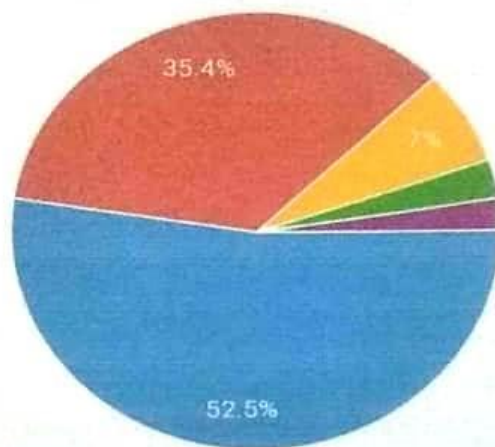
- 4 - Every time
- 3 - Usually
- 2 - Occasionally/ Sometimes
- 1 - Rarely
- 0 - Never

Out after total respondents 51.8% of students say that teachers inform them about expected competencies course outcomes and program outcomes every time, 36.9% of the student say that the same are explain to them usually and less than 10% students do not accept to the statement.

Teaching - Learning Process

11. Your mentor does a necessary follow-up with an assigned task to you.

772 responses



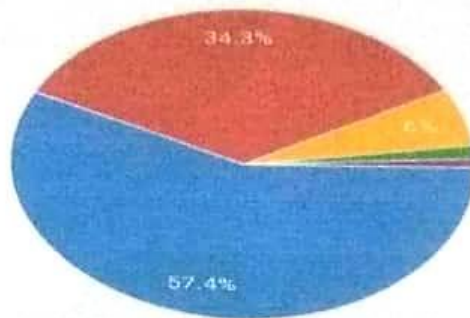
- 4 - Every time
- 3 - Usually
- 2 - Occasionally/Sometimes
- 1 - Rarely
- 0 - I don't have a mentor

87.9% of the students feel that mentor does a necessary for follow up and the mentoring system is active in the college and less than 15% of the students are not aware of the mentoring system adopted in the college maybe because of their irregularity.

12. The teachers illustrate the concepts through examples and applications.

772 responses

Copy



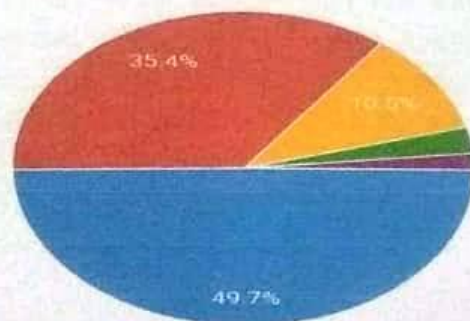
- 4 - Every time
- 3 - Usually
- 2 - Occasionally/Sometimes
- 1 - Rarely
- 0 - Never

443 students feel that teachers always illustrate the concept through examples and applications, 265 students feel that usually teachers illustrate the concepts with examples and applications and only 8% of students feel that concepts are not illustrated through examples and applications.

13. The teachers identify your strengths and encourage you with providing right level of challenges.

772 responses

Copy



- 4 - Fully
- 3 - Reasonably
- 2 - Partially
- 1 - Slightly
- 0 - Unable to

384 students are fully satisfied, 273 students are reasonably satisfied, 81 students are partially satisfied and accept that teachers identify their strengths and encourage them in employing and facing right level of challenges whereas

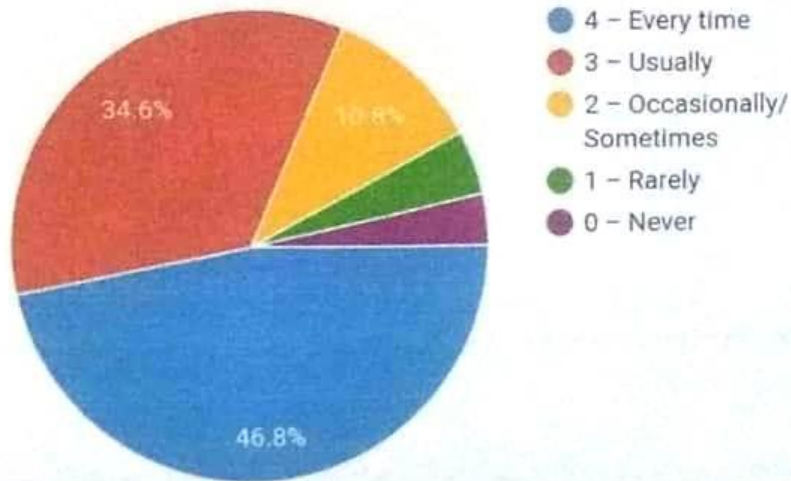
less than 15% of students feel that teachers don't help them in identifying their strengths and weaknesses.

14. Teachers are able to identify your weaknesses and help you to overcome them.

Copy



772 responses



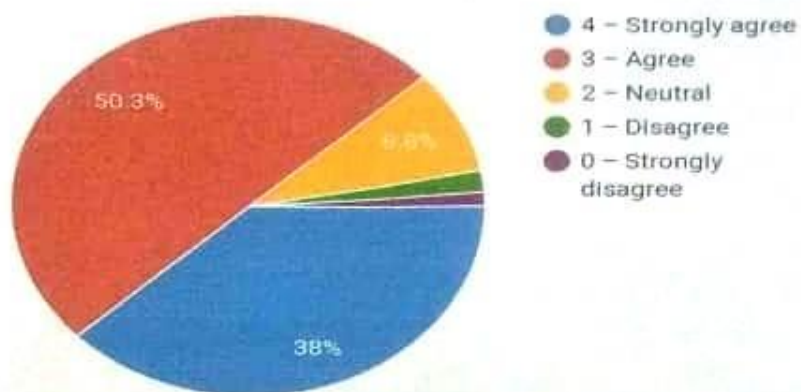
81.4 percentage of the students feel that teachers are able to identify their weaknesses and help them to overcome it usually and every time. 83 students feel that sometimes teachers help them in overcoming their weakness whereas only 34 students feel that their rarely have time to identify that weaknesses and help them and 27 students feel that teachers never identify the weakness and help them in overcoming them as some students don't speak up freely with teachers and discuss their problems.

15. The institution makes effort to engage students in the monitoring, review and continuous quality improvement of the teaching learning process.

Copy



772 responses



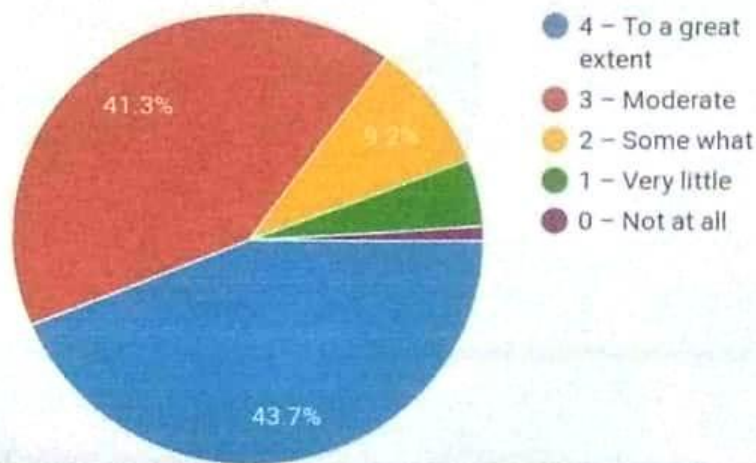
293 students strongly agree that institution makes effort to engage students in monetary review and continuous quality improvement of the teaching learning process, 293 students agree that institution takes effort in engaging the students and tries to improve the teaching learning process and less than 25 students feel that institution does not make any effort in improving its quality that may be because the students are not aware of the systems adopted by the college in improving its quality.

16. The institute/ teachers use student centric methods, such as experiential learning, participative learning and problem solving methodologies for enhancing learning experiences.

Copy



772 responses

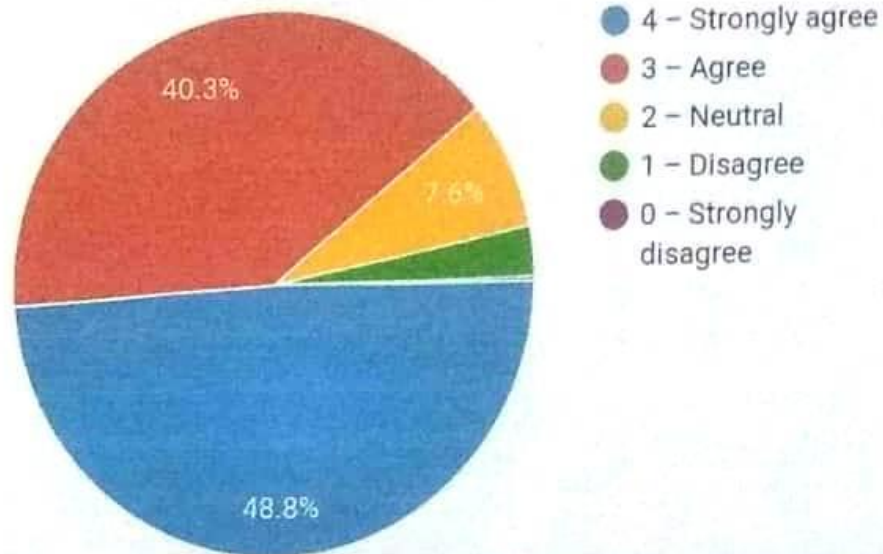


85% of the students agree that teachers use student centric methods such as experience learning, participatory learning and problem solving methodology for enhancing learning experiences, 9.2% students feel that some what students' centric methods are followed whereas less than 5% feel that teachers don't use any student centric methods in enhancing learning process.

17. Teachers encourage you to participate in extracurricular activities

772 responses

Copy



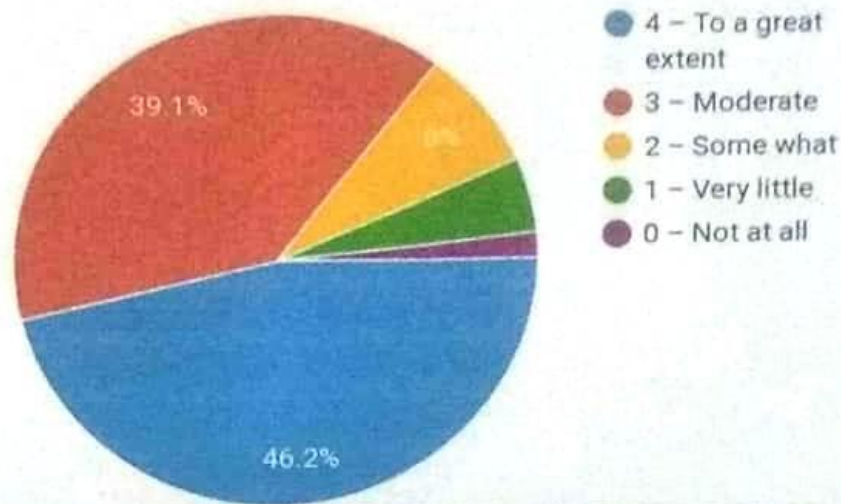
48.8% and 40.3% students strongly agree and agree that teacher encourage them in participating in extracurricular activities around 40 students say that teachers are neutral in encouraging in participation in extracurricular activities. Some students don't prefer miss their academics and participate in extracurricular activities whereas majority of the students feel that blend of academics and participation in extracurricular activities is a must for the overall development of the student.

18. Efforts are made by the institute/ teachers to inculcate soft skills, life skills and employability skills to make you ready for the world of work.

Copy



772 responses



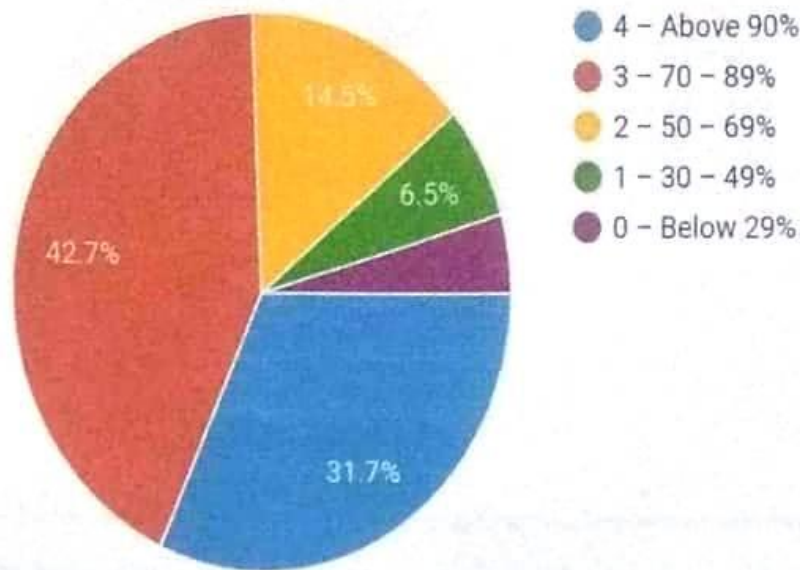
351 students feel that efforts are made by the institution and the teachers to a great extent inculcating soft skills, life skills and employability skills and make them ready for the world of work, 302 students feel that moderate efforts are made by the teachers in inculcating skills. Less than 15% of the students feel that the institution does not take any efforts as few students aim to excel well in academics and they don't show any interest in development of their personality.

19. What percentage of teachers use ICT tools such as LCD projector, Multimedia, etc. while teaching.

Copy



772 responses

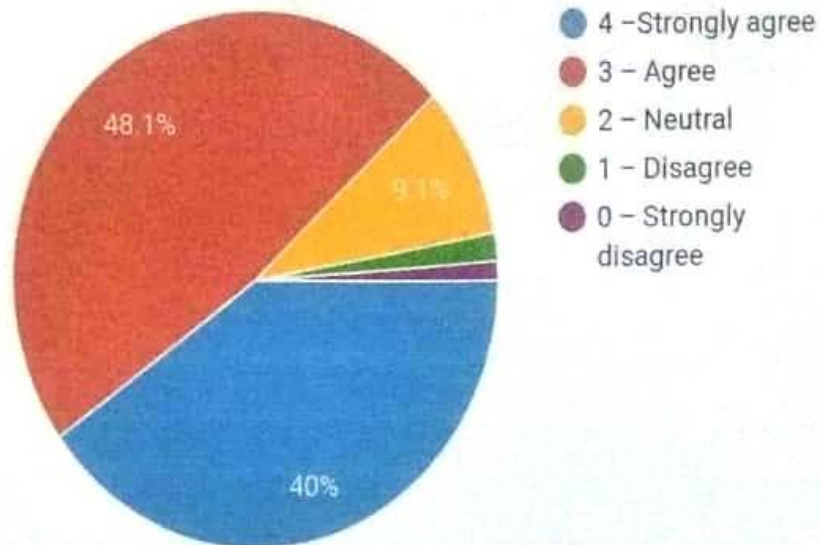


74.4% of the students feel that teachers use ICT to such as LCD projector multimedia etc while covering 70% of the syllabus, around 25% of the students feel that teachers don't use ICT tools during class hours as certain problematic subjects can't be covered using ICT tools, few topics in few subjects be very complex so the teachers use traditional methods of teaching while covering those difficult concepts. Otherwise, our college staffs are all computer literates and they do make best utilization of ICT resources available in the college.

20. The overall quality of teaching-learning process in your institute is very good

Copy

772 responses



40% & 48.1% of the students strongly agree & agree respectively, that the overall quality of the teaching learning process is very good and less than 12% of the students think that the quality of the teaching learning process is not so good as many irregular students don't get familiar to the college approach and won't be able to evaluate the college efforts taken by our institution in the right manner.

Students Satisfaction Survey 2021-22

Questions Responses 772 Settings

21. Give three observation / suggestions to improve the overall teaching – learning experience in your institution.

772 responses



Excellent

Best teaching

Very Good

Good teaching

Good

All good

Super

Well

Communication

Better teaching

Communication

Teaching was good

Proper notes

Smart board, classroom benches, campus garden.

Use of Projector

Campus interview

Provide campus recruitment for all the students
Give practice knowledge about the subject like
visiting industry etc
Prepare students for interview, entrance exams,
competative knowledge etc
Thank you
Hoping for the best to come

We need industrial tour , fest and some other
entertainment things which can help us in future

Need to improve english classes for better
communication in English language
Need of more digital learning tools

